

Munster Board of Safety Meeting
Tuesday, February 18, 2025
7:00 a.m.
Agenda

Join Meeting via Microsoft Teams
Meeting ID: 261 798 696 88
Passcode: zy7nS9zB

CALL TO ORDER

ROLL CALL

MOMENT OF SILENCE

PLEDGE OF ALLEGIANCE

I. PUBLIC COMMENT

Open to the Public - We kindly ask that all in person public comment is limited to 2 minutes. There will be a total of 10 minutes allotted for the public comment section. Comments will be timed by the Chairman. The Board may exercise its discretion in allowing public comment to extend past 10 minutes but is not required to do so. Please keep your comments civil and constructive and related to Public Safety issues. In the event questions are posed to the Board, we will note your question in the meeting minutes, and we will refer questions to the appropriate department or staff for follow-up and response. The Chairman, at their discretion, may ask or recognize speakers with different points of view to speak at the meeting.

II. CONSENT AGENDA

- A. Minutes of the December 3, 2024 Meeting
- B. Fire Department Activity Reports for November & December 2024 & January 2025
- C. Fire Department Disbursement Reports for November & December 2024 & January 2025
- D. Police Department Activity Reports for November & December 2024 & January 2025
- E. Police Department Disbursement Reports for November & December 2024 & January 2025

III. ITEMS FOR ACTION & DISCUSSION

- A. Superior Monthly Reports for November & December 2024 & January 2025

IV. FIRE CHIEF'S REPORT

V. POLICE CHIEF'S REPORT

- A. Emergency Hiring Eligibility Register

B. Administrative Special Orders #24-09, #25-01, #25-02 & #25-03

C. Testing for Public Safety, LLC - New Testing Company for Traditional Hires

VI. OLD BUSINESS

VII. NEW BUSINESS

VIII. BOARD'S COMMENTS

IX. ADJOURNMENT

Munster Board of Safety Meeting Minutes
Tuesday, December 3, 2024
7:00 a.m.
Munster Town Hall Main Meeting Room

This meeting was held in person at the Munster Town Hall and via Microsoft Teams.

I. Call to Order

The meeting was called to order by Chairman Dr. Lorin Brown at 7:00 a.m. Other members present: Jerry Baffa, Dr. Robert Dershewitz and Linda Dunn.

Others present: Chief of Police Stephen Scheckel, Lieutenants Dan Broelmann and Daymon Johnston, Sergeant Thomas Kuhlenschmidt, Administrative Assistant to the Chief of Police Nancy Nadratowski, Accreditation/Public Records Manager Craig Corie, Fire Chief Mark Hajduk, Battalion Chief Mike Harrigan, Lieutenants Dave Bevil and Joe Lash, Firefighters Adam Wallace and Dan Zgobica, Town Council Member George Shinkan, Town Attorney David Westland, Controller/Interim Town Manager Patricia Abbott, Superior Ambulance Personnel Jeff Collins and Joe Salas.

Pledge of Allegiance

II. Public Comment

There was no public comment.

III. Consent Agenda

A. Minutes of the November 19, 2024 Meeting

Mr. Baffa motioned to accept the Consent Agenda item. Dr. Dershewitz seconded the motion. All members present voted aye by roll call vote, motion approved 4-0.

IV. Items for Action & Discussion

A. Superior Ambulance Report for October 2024

Dr. Dershewitz stated there were some technical glitches though overall the report is acceptable.

Mr. Baffa inquired about the elevator problems at Munster Med Inn. Ms. Dunn stated they have referred the issue to Chief Hajduk who will look into it and report back to the Board.

Ms. Dunn motioned to accept the Superior Report for October. Dr. Dershewitz seconded the motion. All members present voted aye by roll call vote, motion approved 4-0.

V. Fire Chief's Report

Chief Hajduk stated there is nothing new to report.

VI. Police Chief's Report

Chief Scheckel informed the Board the notice for Emergency Hire has been posted. The department, with the assistance of several federal agencies, was successful in shutting down the spa on Fran Lin.

VII. Old Business

There was no old business.

VIII. New Business

There was no new business.

IX. Board's Comments

Board will convene in January for Police Officer interviews. The next regular meeting will be Tuesday, February 18, 2025.

X. Adjournment

Mr. Baffa motioned to adjourn the meeting. Ms. Dunn seconded the motion. All members present voted aye, motion approved 4-0. Meeting was adjourned at 7:08 a.m.

Dr. Lorin Brown, Chairman

MONTHLY FIRE REPORT

| | NOVEMBER | | TOTAL TO DATE | |
|-----------------------|-----------|-----------|---------------|------------|
| | 2024 | 2023 | 2024 | 2023 |
| Fire Responses | | | | |
| Businesses | 17 | 9 | 181 | 127 |
| Residential | 25 | 22 | 264 | 219 |
| Vehicle | 1 | 1 | 6 | 7 |
| Vehicle Accidents | 5 | 10 | 110 | 136 |
| EMS | 9 | 5 | 57 | 57 |
| Mutual Aid | 6 | 2 | 40 | 55 |
| Others | 1 | 1 | 15 | 20 |
| TOTAL CALLS | 64 | 50 | 673 | 621 |

| | | | | |
|---------------------------------|-----------|-----------|------------|------------|
| Malfunction/False Alarms | | | | |
| Businesses | 7 | 7 | 77 | 55 |
| Residential | 8 | 4 | 89 | 89 |
| Schools | 3 | 1 | 17 | 8 |
| Hospitals/Clinics | 2 | 0 | 27 | 19 |
| Other | 0 | 1 | 0 | 1 |
| TOTAL | 20 | 13 | 210 | 172 |

| | | | | |
|------------------------------|--------------------|-------------|------------------------|----------------------|
| Estimated Fire Losses | | | | |
| Structure | \$ - | | \$ 907,000.00 | \$ 395,000.00 |
| Contents | | | \$ 145,200.00 | \$ 83,000.00 |
| Vehicle | \$ 2,200.00 | | \$ 87,400.00 | \$ 12,345.00 |
| TOTAL | \$ 2,200.00 | \$ - | \$ 1,139,600.00 | \$ 490,345.00 |

| | | | | |
|----------------------------|-----------|-----------|------------|------------|
| Periods of Response | | | | |
| 6 A.M. to 6 P.M. | 49 | 32 | 448 | 368 |
| 6 P.M. to 6 A.M. | 15 | 18 | 226 | 186 |
| TOTAL | 64 | 50 | 674 | 554 |

| | | | | |
|----------------------------|----|-----|--|--|
| Training | | | | |
| Regular Scheduled Sessions | 3 | 3 | | |
| Total Training Hours | 6 | 6.5 | | |
| Online Training Hours | 4 | 3.5 | | |
| Total Attendance | 62 | 80 | | |
| Average Per Drill | 20 | 20 | | |

| | | | | |
|-----------------------|----|----|-----|-----|
| Inspections | | | | |
| Number of Inspections | 12 | 22 | 200 | 307 |
| Number of Violations | 29 | 53 | 544 | 807 |

November Fire Calls 2024

| Date | People | Run# | NIFRS | Type & Location | # | Time |
|-------|--------|------|-------|--|----|-------|
| 11/1 | 9 | 662 | 736 | CO Alarm/8524 Elmwood/alarm dated 2014/advised to replace | 1 | 7:14 |
| 11/1 | 15 | 663 | 740 | Fire Alarm/Frank Hammond School/ongoing issue with alarm/repair notified | 2 | 10:36 |
| 11/1 | 15 | 664 | 743 | Fire Alarm/Munster Med Inn/construction dust set off alarm | 3 | 14:09 |
| 11/2 | 4 | 665 | 611 | EMS/1824 Wren/cancelled by dispatch | 4 | 12:39 |
| 11/2 | 6 | 666 | 611 | Utility/8119 Monroe/water main break/cancelled by dispatch | 5 | 18:26 |
| 11/3 | 12 | 667 | 511 | Assist/8013 Columbia/locked out of home | 6 | 12:11 |
| 11/5 | 14 | 670 | 322 | PI Accident/45th & White Oak/traffic control/cleaned up debris | 7 | 12:30 |
| 11/5 | 14 | 671 | 611 | Fire Alarm/8616 Columbia/cancelled by dispatch | 8 | 13:54 |
| 11/5 | 20 | 672 | 440 | Utility/8107 Forest/transformer blew, Nipsco notified | 9 | 18:01 |
| 11/5 | 23 | 673 | 111 | Fire/Chipolte/grease fire put out by employees | 10 | 21:46 |
| 11/6 | 18 | 674 | 571 | Station Coverage to Calumet City | 11 | 9:39 |
| 11/6 | 17 | 675 | 740 | Fire alarm/230 45th/work being done on alarm | 12 | 11:09 |
| 11/7 | 12 | 676 | 412 | Gas odor/8616 Calumet/burner left on and gas leak by dryer/shut gas off, Nipsco on scene | 13 | 10:04 |
| 11/8 | 15 | 677 | 131 | Car Fire/MHS/extinguished by FD Personnel | 14 | 7:53 |
| 11/8 | 10 | 678 | 745 | Fire Alarm/1040 Boxwood/changing batteries in detector | 15 | 12:32 |
| 11/9 | 19 | 681 | 324 | PI Accident/Calumet & River/cleaned up debris, oil dry on fluids | 16 | 16:11 |
| 11/10 | 13 | 682 | 745 | CO Alarm/1328 Camellia/changing batteries | 17 | 11:33 |
| 11/10 | 23 | 683 | 611 | Report of brush fire/nothing found upon investigation | 18 | 19:21 |
| 11/11 | 3 | 684 | 511 | Lock out/Applebees/Mgs locked out of office, used Knox Box key for entry | 19 | 1:02 |
| 11/12 | 15 | 687 | 651 | Fire odor/10010 Donald Powers/HVAC issue | 20 | 12:52 |
| 11/12 | 17 | 688 | 412 | Gas leak/9010 Bunker Hill/gas line leaking outside/Nipsco on scene | 21 | 13:26 |
| 11/12 | 9 | 689 | 611 | EMS Fall/1020 Camellia Unit 2/cancelled by dispatch | 22 | 22:29 |
| 11/13 | 16 | 690 | 111 | Mutual Aid to Highland for structure fire/2547 Wicker | 23 | 16:06 |
| 11/13 | 12 | 691 | 743 | Fire Alarm/Homewood Suites/burnt food/after checking room, reset panel | 24 | 17:28 |
| 11/15 | 12 | 692 | 745 | Fire Alarm/Rockwell automation/false per alarm company | 25 | 8:29 |
| 11/15 | 13 | 693 | 424 | CO Alarm/8144 Monroe/workers using gas powered saw, ventilated home | 26 | 11:14 |
| 11/15 | 13 | 694 | 745 | Fire Alarm/10016 Sequoia/homeowner changing batteries | 27 | 11:43 |
| 11/15 | 9 | 695 | 743 | Fire Alarm/MTS Building/dirty smoke detector, unable to reset/Maintenance there | 28 | 16:33 |
| 11/15 | 22 | 696 | 412 | Gas leak/8315 Castle/found gas pipe to pool/free flowing gas, shut off line | 29 | 17:08 |
| 11/16 | 14 | 697 | 162 | Outside Fire/10200 Cherrywood Ln/generator on fire, extinguished. No extension | 30 | 13:39 |
| 11/16 | 4 | 698 | 611 | EMS Fall/503 Otis Bowen/Cancelled by dispatch | 31 | 15:45 |
| 11/16 | 15 | 699 | 111 | Mutual Aid to Highland for structure fire | 32 | 21:24 |
| 11/16 | 15 | 700 | 746 | CO Alarm/2130 N. Delaware Pkwy/no readings found upon investigation | 33 | 21:26 |
| 11/17 | 9 | 701 | 611 | Fire alarm/Hampton Inn/cancelled by dispatch | 34 | 8:38 |
| 11/17 | 9 | 703 | 353 | Elevator/701 Superior/rescued person from elevator | 35 | 13:58 |
| 11/17 | 13 | 704 | 412 | Gas Leak/8408 White Oak/no readings found upon investigation | 36 | 14:44 |
| 11/17 | 13 | 705 | 611 | EMS/8827 Monroe Ct/cancelled by dispatch | 37 | 16:57 |
| 11/17 | 12 | 706 | 311 | EMS/Munster Med Inn/assisted Superior | 38 | 18:18 |
| 11/18 | 14 | 708 | 412 | Gas Leak/Wonder Years/hot water heater issue | 39 | 11:39 |
| 11/18 | 11 | 709 | 651 | Smoke scare/1640 Cherry Blossom/nothing found upon investigation | 40 | 21:10 |
| 11/19 | 7 | 710 | 611 | EMS/cancelled by dispatch | 41 | 0:20 |
| 11/19 | 7 | 711 | 651 | Smoke scare/1640 Cherry Blossom/nothing found upon investigation | 42 | 5:46 |
| 11/19 | 13 | 712 | 710 | Fire Alarm/1946 45th/nothing found upon investigation | 43 | 12:46 |
| 11/19 | 12 | 713 | 700 | CO Alarm/1536 Park West Circle/owner changing batteries | 44 | 14:02 |
| 11/19 | 6 | 714 | 700 | CO Alarm/1536 Park West Circle | 45 | 14:21 |
| 11/19 | 9 | 715 | 611 | Fire Alarm/9605 N. Centennial Dr/nothing found upon investigation | 46 | 15:19 |
| 11/20 | 15 | 716 | 111 | Mutual Aid to St. John for structure fire | 47 | 13:58 |
| 11/20 | 12 | 717 | 743 | Fire Alarm/8445 Manor/set off from dust | 48 | 15:41 |
| 11/20 | 13 | 718 | 322 | PI Accident/Columbia & Fran Lin/disconnected battery, oil dry on fluids | 49 | 17:16 |
| 11/20 | 13 | 719 | 412 | Gas Leak/8551 Garfield/gas leak in laundry room, Nipsco notified | 50 | 17:26 |
| 11/20 | 11 | 720 | 571 | Station Coverage Dyer Fire Station 1 | 51 | 18:33 |
| 11/21 | 10 | 721 | 571 | Station Coverage Dyer Fire Station 1/returned upon arrival | 52 | 10:12 |
| 11/21 | 2 | 722 | 522 | Fire Utility/8027 Madison/water main break | 53 | 19:08 |
| 11/23 | 9 | 723 | 412 | Gas leak/221 Belden/oven issue, shut gas off/advised to call for repair | 54 | 7:56 |
| 11/23 | 5 | 724 | 611 | EMS Full arrest/cancelled by dispatch | 55 | 11:08 |
| 11/23 | 9 | 725 | 611 | PI Accident/7905 Calumet/cancelled by dispatch | 56 | 14:28 |
| 11/23 | 9 | 726 | 424 | CO Alarm/8117 Harrison/set off from cooking, advised to use exhaust fan | 57 | 14:31 |
| 11/27 | 12 | 727 | 311 | EMS Unconscious/8948 Bunker Hill Dr/assisted moving patient | 58 | 9:39 |
| 11/27 | 15 | 728 | 743 | Fire Alarm/Carl Buddig/work being done on HVAC | 59 | 12:03 |
| 11/27 | 14 | 729 | 111 | Mutual Aid to Dyer for structure fire/cancelled enroute | 60 | 14:36 |
| 11/27 | 15 | 730 | 322 | PI Accident/9311 Calumet/cleaned up debris, oil dry on fluids, traffic control | 61 | 17:31 |
| 11/27 | 19 | 731 | 531 | Smoke/Don Powers Health/nothing found upon investigations | 62 | 19:17 |
| 11/28 | 16 | 732 | 611 | Appliance fire/1535 Elliot/cancelled by homeowner | 63 | 15:28 |
| 11/28 | 16 | 733 | 653 | Outside Fire/1843 Ridge/smoker in use on deck | 64 | 20:51 |

November Fire Calls 2024

| Date | People | Run# | NIFRS | Type & Location | # | Time |
|------|--------------|------|-------|------------------------------------|---|------|
| | TOTAL | 100 | 7 | Fire/any type | | |
| | | 200 | 0 | Explosion | | |
| | | 300 | 7 | EMS & Rescue | | |
| | | 400 | 10 | Hazardous Conditions | | |
| | | 500 | 7 | Service Calls | | |
| | | 600 | 17 | Good Intent Calls | | |
| | | 700 | 16 | False Alarms | | |
| | | 800 | 0 | Severe Weather & Natural Disasters | | |
| | | 900 | 0 | Special Incidents | | |

MONTHLY FIRE REPORT

| Fire Responses | DECEMBER | | | TOTAL TO DATE | |
|--------------------|-----------|-----------|--|---------------|------------|
| | 2024 | 2023 | | 2024 | 2023 |
| Businesses | 18 | 19 | | 199 | 146 |
| Residential | 24 | 21 | | 288 | 241 |
| Vehicle | 0 | 1 | | 6 | 7 |
| Vehicle Accidents | 11 | 17 | | 121 | 153 |
| EMS | 1 | 9 | | 58 | 65 |
| Mutual Aid | 12 | 6 | | 52 | 60 |
| Others | 5 | 1 | | 20 | 21 |
| TOTAL CALLS | 71 | 74 | | 744 | 693 |

| Malfunction/False Alarms | | | | | |
|--------------------------|-----------|-----------|--|------------|------------|
| Businesses | 12 | 13 | | 89 | 68 |
| Residential | 10 | 11 | | 99 | 100 |
| Schools | 2 | 1 | | 19 | 9 |
| Hospitals/Clinics | 1 | 1 | | 28 | 20 |
| Other | 0 | 0 | | 0 | 1 |
| TOTAL | 25 | 26 | | 235 | 198 |

| Estimated Fire Losses | | | | | |
|-----------------------|-------------|-------------|--|------------------------|----------------------|
| Structure | \$ - | | | \$ 907,000.00 | \$ 395,000.00 |
| Contents | \$ - | | | \$ 145,200.00 | \$ 83,000.00 |
| Vehicle | \$ - | | | \$ 87,400.00 | \$ 12,345.00 |
| TOTAL | \$ - | \$ - | | \$ 1,139,600.00 | \$ 490,345.00 |

| Periods of Response | | | | | |
|---------------------|-----------|-----------|--|------------|------------|
| 6 A.M. to 6 P.M. | 48 | 47 | | 496 | 415 |
| 6 P.M. to 6 A.M. | 23 | 27 | | 249 | 212 |
| TOTAL | 71 | 74 | | 745 | 627 |

| Training | | | |
|----------------------------|------|-----|--|
| Regular Scheduled Sessions | 3 | 3 | |
| Total Training Hours | 6.75 | 4.5 | |
| Online Training Hours | 5 | 4 | |
| Total Attendance | 74 | 48 | |
| Average Per Drill | 25 | 16 | |

| Inspections | | | | | |
|-----------------------|---|----|--|-----|-----|
| Number of Inspections | 3 | 12 | | 203 | 319 |
| Number of Violations | 6 | 29 | | 550 | 836 |

December Fire Calls 2024

| Date | People | Run# | NIFRS | Type & Location | # | Time |
|--------|--------|------|-------|---|----|-------|
| 1-Dec | 12 | 734 | 112 | Mutual Aid to Dyer for Semi Fire | 1 | 10:46 |
| 1-Dec | 11 | 735 | 412 | Gas Leak/1529 Melbrook/leak at meter, Nipsco called to scene | 2 | 18:15 |
| 2-Dec | 8 | 736 | 611 | EMS Stroke/896 Boxwood/cancelled by dispatch | 3 | 16:55 |
| 3-Dec | 5 | 737 | 741 | Fire alarm/101 45th/nothing found upon investigation | 4 | 1:13 |
| 3-Dec | 6 | 738 | 741 | Fire alarm/101 45th/sprinkler pipe leaking under conveyor | 5 | 5:27 |
| 3-Dec | 14 | 739 | 322 | PI Accident/7923 Calumet/FD not needed | 6 | 10:45 |
| 3-Dec | 10 | 740 | 740 | Fire alarm/101 45th/repair being done on system | 7 | 12:29 |
| 3-Dec | 13 | 741 | 571 | Standby Glenwood Station | 8 | 14:30 |
| 3-Dec | 13 | 742 | 743 | Fire alarm/944 Boxwood/owner changing batteries | 9 | 14:46 |
| 4-Dec | 2 | 743 | 611 | Utility/Broadmoor & Calumet/water main break/FD not needed | 10 | 3:55 |
| 4-Dec | 8 | 744 | 111 | Mutual aid to Highland for structure fire/10019 Express Drive | 11 | 6:23 |
| 4-Dec | 13 | 745 | 424 | CO Alarm/8825 White Oak/readings found in home, chimney issue/ventilated | 12 | 7:45 |
| 4-Dec | 11 | 747 | 743 | Fire alarm/MHS/set off by work being done | 13 | 12:59 |
| 4-Dec | 10 | 748 | 736 | CO Alarm/9844 Pasturegate/homeowner changing batteries | 14 | 16:31 |
| 4-Dec | 16 | 749 | 111 | Mutual aid to Highland for structure fire/3439 Martha | 15 | 18:54 |
| 4-Dec | 11 | 751 | 744 | Fire Alarm/10240 Calumet/nothing found/panel reset | 16 | 22:03 |
| 4-Dec | 14 | 752 | 744 | Fire alarm/Hampton Inn/furnace issue, turned off gas notified it needs repair | 17 | 22:54 |
| 5-Dec | 6 | 753 | 541 | Fire Assist/1639 Camellia/needed help moving sick dog to vehicle | 18 | 5:34 |
| 5-Dec | 10 | 754 | 463 | PI Accident/Fran Lin & Calumet/cleaned up debris, oil dry on fluids | 19 | 7:00 |
| 5-Dec | 11 | 756 | 743 | Fire Alarm/340 Norwich Ct/no readings found/alarms were 20 years old | 20 | 15:23 |
| 5-Dec | 12 | 757 | 111 | Mutual Aid to Lansing for structure fire/17012 Waterford Dr | 21 | 16:44 |
| 5-Dec | 10 | 758 | 743 | Fire Alarm/1039 Treadway/nothing found upon investigation | 22 | 17:59 |
| 6-Dec | 15 | 760 | 463 | PI Accident/Terrrace & Moraine/cleaned up debris/PW notified of signs down | 23 | 13:51 |
| 6-Dec | 11 | 761 | 322 | PI Accident/8005 Calumet/FD not needed/one transported | 24 | 16:39 |
| 6-Dec | 13 | 762 | 322 | PI Accident/9201 Calumet/cleaned up debris, oil dry down/2 transported | 25 | 19:30 |
| 6-Dec | 9 | 763 | 412 | Gas Leak/8668 White Oak/nothing found upon investigation | 26 | 21:57 |
| 7-Dec | 13 | 764 | 743 | Fire Alarm/Homewood Suites/set off from cooking | 27 | 9:35 |
| 7-Dec | 6 | 765 | 311 | EMS Trauma/7931 Monroe/moved patient from bedroom to ambulance | 28 | 11:38 |
| 8-Dec | 11 | 768 | 611 | Fire Alarm/Homewood Suites/cancelled by dispatch | 29 | 7:54 |
| 8-Dec | 15 | 769 | 746 | CO Alarm/8251 Harrison/nothing found upon investigation | 30 | 15:34 |
| 8-Dec | 11 | 770 | 743 | Fire Alarm/8236 Baring/set off from cooking | 31 | 18:29 |
| 9-Dec | 6 | 771 | 743 | Fire Alarm/Homewood Suites/set off from cooking | 32 | 7:33 |
| 9-Dec | 6 | 772 | 424 | CO Alarm/1429 Elliott/hot water issue, vented home/HVAC will repair | 33 | 14:45 |
| 9-Dec | 10 | 773 | 611 | CO alarm/10010 Sequoia/alarm being tested, cancelled call | 34 | 19:04 |
| 10-Dec | 8 | 774 | 745 | Fire Alarm/8630 Columbia/alarm issue, maintenance notified | 35 | 7:54 |
| 11-Dec | 11 | 776 | 424 | CO Alarm/10207 Royal Ct/furnace issue, ventilated home, Nipsco notified | 36 | 11:09 |
| 12-Dec | 10 | 777 | 736 | CO Alarm/9528 Northcote/no readings found, no batteries in detectors | 37 | 10:13 |
| 12-Dec | 13 | 779 | 154 | Rubbish Fire/Community Hospital/extinguished | 38 | 20:21 |
| 13-Dec | 11 | 780 | 611 | Mutual Aid to Dyer for Structure Fire-cancelled by dispatch | 39 | 11:00 |
| 13-Dec | 10 | 782 | 424 | CO Alarm/1845 Bluebird/no readings found | 40 | 12:56 |
| 14-Dec | 8 | 783 | 463 | PI Accident/Hohman & Broadmoor/cleaned up debris | 41 | 9:44 |
| 16-Dec | 17 | 784 | 463 | PI Accident/Calumet & Fran Lin/cleaned up debris | 42 | 11:54 |
| 16-Dec | 14 | 785 | 744 | Fire Alarm/3 Floyds/alarm issue/unable to reset | 43 | 15:17 |
| 16-Dec | 15 | 786 | 744 | Fire Alarm/3 Floyds/alarm issue/unable to reset | 44 | 15:31 |
| 16-Dec | 14 | 787 | 412 | Gas leak/8247 Van Buren/leak found, Nipsco on scene, levels cleared | 45 | 18:54 |
| 17-Dec | 9 | 788 | 743 | Fire Alarm/Land O Frost/oil dripped in pan setting off alarm | 46 | 9:24 |
| 17-Dec | 27 | 791 | 324 | PI Accident/Hohman & Broadmoor/cleaned up debris, traffic control | 47 | 18:43 |
| 18-Dec | 14 | 792 | 733 | Fire Alarm/8421 Manor/nothing found upon investigation | 48 | 15:03 |
| 18-Dec | 12 | 794 | 520 | Fire Assist/8122 Columbia/fire hydrant leaking/tightened | 49 | 20:28 |
| 19-Dec | 2 | 795 | 311 | Mutual Aid to Dyer for lift assist/removed body, transport to Kish Funeral | 50 | 3:36 |
| 19-Dec | 5 | 796 | 322 | PI Accident/Columbia & Ridge/cleaned debris, 1 transported | 51 | 15:57 |
| 20-Dec | 12 | 797 | 463 | Washdown/8600 Calumet/fluids after accident | 52 | 11:29 |
| 20-Dec | 16 | 798 | 324 | PI Accident/Fran Lin & Parkway/cleaned debris, no injuries | 53 | 17:41 |
| 21-Dec | 14 | 799 | 611 | PI Accident/Main & Burlwood/cancelled by dispatch | 54 | 17:40 |
| 22-Dec | 14 | 800 | 424 | CO Alarm/1114 Fran Lin/vehicle running in garage/ventilated home | 55 | 12:07 |
| 24-Dec | 16 | 802 | 541 | Fire Assist/Fisher & Cambridge/raccoon stuck in sewer | 56 | 12:11 |
| 25-Dec | 10 | 804 | 743 | Fire Alarm/8421 Manor/bad detector/replaced for homeowner | 57 | 14:22 |
| 26-Dec | 10 | 805 | 611 | Fire Alarm/1039 Treadway/cancelled by alarm company | 58 | 17:55 |

December Fire Calls 2024

| Date | People | Run# | NIFRS | Type & Location | # | Time |
|--------|--------|------|-------|---|----|-------|
| 27-Dec | 18 | 806 | 445 | Utility/757 45th/wires arcing/notified Nipsco/secured scene | 59 | 13:51 |
| 28-Dec | 11 | 807 | 611 | Outside fire/1048 cancelled by dispatch, no fire | 60 | 17:00 |
| 28-Dec | 14 | 808 | 611 | Mutual aid to Highland for structure fire/cancelled enroute | 61 | 20:58 |
| 29-Dec | 12 | 809 | 743 | Fire Alarm/Homewood Suites/burnt food | 62 | 7:54 |
| 29-Dec | 13 | 810 | 611 | Mutual Aid to Highland for structure fire/cancelled enroute | 63 | 17:34 |
| 29-Dec | 14 | 811 | 445 | Mutual Aid to Highland/Boss Man Tacos, electrical issue | 64 | 21:38 |
| 30-Dec | 11 | 812 | 445 | Mutual Aid to Highland/Family Express/breaker tripped | 65 | 16:54 |
| 30-Dec | 12 | 813 | 611 | EMS Full Arrest/cancelled by dispatch | 66 | 17:59 |
| 30-Dec | 12 | 814 | 611 | EMS Breathing/Munster Immediate Care/cancelled by dispatch | 67 | 18:03 |
| 30-Dec | 11 | 815 | 311 | EMS Breathing/Midwest Express/assessed patient/moved to ambulance | 68 | 18:21 |
| 31-Dec | 4 | 816 | 611 | EMS Bleeding/9315 Elmwood/cancelled by dispatch | 69 | 1:57 |
| 31-Dec | 5 | 817 | 611 | Mutual Aid to Dyer for tree on wire/cancelled enroute | 70 | 5:55 |
| 31-Dec | 11 | 819 | 743 | Fire Alarm/Homewood Suites/set off from cooking | 71 | 8:39 |

| | | | |
|-------|-----|----|------------------------------------|
| TOTAL | 100 | 5 | Fire/any type |
| | 200 | 0 | Explosion |
| | 300 | 9 | EMS & Rescue |
| | 400 | 16 | Hazardous Conditions |
| | 500 | 4 | Service Calls |
| | 600 | 14 | Good Intent Calls |
| | 700 | 23 | False Alarms |
| | 800 | 0 | Severe Weather & Natural Disasters |
| | 900 | 0 | Special Incidents |

MONTHLY FIRE REPORT

| | JANUARY | | | TOTAL TO DATE | |
|-----------------------|-----------|-----------|--|---------------|-----------|
| | 2025 | 2024 | | 2025 | 2024 |
| Fire Responses | | | | | |
| Businesses | 13 | 26 | | 13 | 26 |
| Residential | 28 | 29 | | 28 | 29 |
| Vehicle | 1 | 1 | | 1 | 1 |
| Vehicle Accidents | 7 | 9 | | 7 | 9 |
| EMS | 6 | 5 | | 6 | 5 |
| Mutual Aid | 6 | 2 | | 6 | 2 |
| Others | 2 | 0 | | 2 | 0 |
| TOTAL CALLS | 63 | 72 | | 63 | 72 |

| Malfunction/False Alarms | | | | | |
|---------------------------------|-----------|-----------|--|-----------|-----------|
| Businesses | 2 | 10 | | 2 | 10 |
| Residential | 12 | 6 | | 12 | 6 |
| Schools | 2 | 0 | | 2 | 0 |
| Hospitals/Clinics | 5 | 5 | | 5 | 5 |
| Other | 0 | 0 | | 0 | 0 |
| TOTAL | 21 | 21 | | 21 | 21 |

| Estimated Fire Losses | | | | | |
|------------------------------|---------------------|---------------------|--|---------------------|---------------------|
| Structure | \$ - | \$ - | | \$ - | |
| Contents | \$ - | | | \$ - | |
| Vehicle | \$ 25,000.00 | \$ 44,000.00 | | \$ 25,000.00 | \$ 44,000.00 |
| TOTAL | \$ 25,000.00 | \$ 44,000.00 | | \$ 25,000.00 | \$ 44,000.00 |

| Periods of Response | | | | | |
|----------------------------|-----------|-----------|--|-----------|-----------|
| 6 A.M. to 6 P.M. | 42 | 51 | | 42 | 51 |
| 6 P.M. to 6 A.M. | 21 | 21 | | 21 | 21 |
| TOTAL | 63 | 72 | | 63 | 72 |

| Training | | | |
|----------------------------|-----|-----|--|
| Regular Scheduled Sessions | 3 | 3 | |
| Total Training Hours | 5 | 6.5 | |
| Online Training Hours | 4.5 | 3.5 | |
| Total Attendance | 60 | 63 | |
| Average Per Drill | 20 | 21 | |

| Inspections | | | | | |
|-----------------------|---|----|--|---|----|
| Number of Inspections | 4 | 18 | | 4 | 18 |
| Number of Violations | 5 | 76 | | 5 | 76 |

January Fire Calls 2025

| Date | People | Run # | NIFRS | Type & Location | # | Time |
|------|--------|-------|-------|---|----|-------|
| 1/1 | 13 | 1 | 531 | Odor/644 Cambridge #2D/marijuana smoke | 1 | 17:23 |
| 1/2 | 17 | 3 | 611 | Fire Alarm/MHS/cancelled, system being tested | 2 | 13:42 |
| 1/2 | 13 | 4 | 331 | EMS/8330 Monroe/homeowner fell, took out window ac to gain entry into home | 3 | 22:45 |
| 1/3 | 13 | 5 | 444 | Utility/B Nail Lounge/broken Nipsco pole, secured scene, notified Nipsco | 4 | 12:41 |
| 1/3 | 15 | 6 | 411 | Gas In/209 Milford Haven Way/leak at furnace, Nipsco on scene | 5 | 13:05 |
| 1/3 | 15 | 7 | 700 | Fire/408 Knightbridge Pl/false alarm/contrator working | 6 | 17:15 |
| 1/3 | 18 | 8 | 743 | Fire Alarm/7942 Frederick/water in basement/furnance issue, Nipsco notified | 7 | 20:16 |
| 1/5 | 18 | 9 | 611 | PI Accident/Calumet & Main/cancelled by dispatch | 8 | 11:35 |
| 1/5 | 18 | 10 | 611 | PI Accident/7890 Calumet/cancelled by dispatch | 9 | 19:03 |
| 1/6 | 15 | 11 | 463 | PI Accident/Southwood & Camellia/cleaned up debris/no injuries | 10 | 18:06 |
| 1/7 | 27 | 12 | 611 | Fire Alarm/Community Surgery Center/cancelled, set off from cooking | 11 | 20:48 |
| 1/8 | 13 | 13 | 311 | EMS Fall/1926 Cedarwood Circle/assisted loading patient onto cot and into ambulance | 12 | 14:46 |
| 1/8 | 17 | 14 | 151 | Outside Fire/Wilson & White Oak/extinguished fire in dumpster | 13 | 16:00 |
| 1/8 | 14 | 15 | 531 | Odor/1334 Camellia Dr/nothing found upon investigation | 14 | 17:33 |
| 1/8 | 9 | 16 | 743 | Fire Alarm/299 Exeter Road/nothing found upon investigation | 15 | 23:04 |
| 1/9 | 15 | 17 | 531 | Gas Odor/1730 45th/furnace issue | 16 | 15:00 |
| 1/10 | 14 | 18 | 743 | Fire Alarm/Munster Med Inn/set off from cooking | 17 | 9:33 |
| 1/11 | 11 | 19 | 700 | Fire Alarm/8130 Frederick/set off from cooking | 18 | 7:48 |
| 1/11 | 11 | 20 | 154 | Outside Fire/1412 Elliot/burning debris/extinguished, informed illegal to do so | 19 | 17:53 |
| 1/12 | 6 | 21 | 611 | Station Coverage/Lake Ridge FD/cancelled by dispatch | 20 | 8:37 |
| 1/12 | 11 | 22 | 571 | Station Coverage/Griffith FD/covered station | 21 | 8:42 |
| 1/12 | 15 | 23 | 746 | CO Alarm/1845 Bluebird/damper not open on fireplace/advised homeowner | 22 | 18:11 |
| 1/13 | 8 | 24 | 424 | CO Alarm/1231 Fisher/readings in home/Nipsco notified, furnace issue | 23 | 5:08 |
| 1/13 | 7 | 25 | 611 | EMS/10000 Columbia/cancelled by dispatch | 24 | 10:53 |
| 1/14 | 20 | 26 | 531 | Structure Fire/1431 Greenlawn/bad blower motor on furnace | 25 | 19:50 |
| 1/14 | 18 | 27 | 651 | Smoke odor/8517 Baring/nothing found upon investigation | 26 | 20:36 |
| 1/16 | 12 | 28 | 131 | Vehicle fire/9 River Dr/extinguished by personnel | 27 | 17:21 |
| 1/17 | 12 | 29 | 353 | Elevator/person stuck, used ladder to assist getting them removed | 28 | 13:04 |
| 1/17 | 14 | 30 | 743 | Fire Alarm/1040 Ridge/contractor using spray paint near detector | 29 | 14:20 |
| 1/17 | 13 | 31 | 745 | Fire Alarm/101 45th/nothing found upon investigation/reset fire panel | 30 | 17:18 |
| 1/19 | 17 | 33 | 611 | Mutual Aid to Dyer for structure fire/cancelled by dispatch | 31 | 13:41 |
| 1/19 | 18 | 34 | 733 | Fire Alarm/8013 Jefferson/outdated detectors/replaced battery operated one | 32 | 19:14 |
| 1/20 | 16 | 35 | 500 | Fire Assist/8013 Jefferson/thermostat issue in home | 33 | 7:14 |
| 1/20 | 15 | 36 | 412 | Gas Leak/8317 Kraay/no readings, replaced outdated detector | 34 | 9:26 |
| 1/20 | 12 | 37 | 311 | EMS/8135 Woodlawn/assisted moving patient to cot and then into ambulance | 35 | 10:15 |
| 1/20 | 11 | 38 | 611 | Fire Assist/8013 Jefferson/cancelled by dispatch | 36 | 13:48 |
| 1/20 | 10 | 39 | 746 | CO alarm/1623 Poplar/no readings found, detector had condensation in it | 37 | 18:50 |
| 1/21 | 19 | 41 | 531 | Fire/541 Otis Bowen/found issue with 2 furnaces/ventilated building | 38 | 8:41 |
| 1/21 | 21 | 42 | 311 | EMS/8948 Bunker Hill Dr/assisted moving patient onto cot and into ambulance | 39 | 10:08 |
| 1/21 | 20 | 43 | 733 | Fire Alarm/341 Carnaby/nothing found upon investigation | 40 | 10:21 |
| 1/21 | 18 | 44 | 736 | CO alarm/211 Terrace/leak found in furnace piping/Nipsco on scene/updated batteries | 41 | 12:51 |
| 1/21 | 19 | 45 | 522 | Fire Assist/1720 Inner Circle/broken water pipe/turned off water | 42 | 21:43 |
| 1/21 | 15 | 46 | 733 | Fire Alarm/MHS/nothing found upon investigation | 43 | 23:28 |
| 1/22 | 20 | 47 | 732 | Fire Alarm/133 Salisbury/nothing found upon investigation | 44 | 10:25 |
| 1/22 | 16 | 48 | 322 | PI Accident/45th & Calumet/extricated one person/cleaned fluids and debris | 45 | 11:06 |
| 1/22 | 14 | 49 | 743 | Fire Alarm/7847 Calumet/no readings/maintenance will have HVAC serviced | 46 | 14:32 |
| 1/22 | 11 | | 611 | EMS call/cancelled by dispatch | 47 | 15:50 |
| 1/22 | 17 | 50 | 572 | Mutual Aid to Highland for fire/electrical panel has water main break | 48 | 17:41 |
| 1/23 | 4 | 51 | 311 | EMS Full Arrest/assisted ambulance crew, one FF drove ambulance | 49 | 2:52 |
| 1/23 | 8 | 52 | 735 | Fire Alarm/10409 White Oak/alarm tripped due to broken water pipe | 50 | 9:54 |
| 1/23 | 7 | 53 | 744 | Fire Alarm/10421 Calumet/set off from cooking | 51 | 12:55 |
| 1/24 | 12 | 55 | 322 | PI Accident/White Oak & Fisher/1 transported/cleaned up debris | 52 | 7:38 |
| 1/24 | 13 | 56 | 611 | EMS Full Arrest/503 Otis Bowen/cancelled by dispatch | 53 | 19:57 |
| 1/25 | 12 | 57 | 746 | CO Alarm/8254 Madison/homeowner changing batteries | 54 | 13:29 |
| 1/25 | 14 | 58 | 732 | Fire Alarm/101 45th/nothing found upon investigation/advised contractor to check | 55 | 20:27 |
| 1/27 | 10 | 60 | 571 | Mutual Aid to Tinley Park for brush fire | 56 | 18:41 |
| 1/27 | 12 | 61 | 611 | PI Accident/8031 Hohman/cancelled by dispatch | 57 | 18:54 |
| 1/28 | 19 | 62 | 445 | Fire electrical/8149 Meadow Ln 1B, checked and shut down fuse, advised to call repair | 58 | 16:01 |
| 1/30 | 16 | 63 | 611 | Fire Alarm/901 Mac Arthur/cancelled by dispatch | 59 | 16:01 |
| 1/30 | 13 | 64 | 322 | PI Accident/10 45th St/cleaned debris, traffic control | 60 | 9:34 |
| 1/30 | 16 | 65 | 445 | Fire Utility/45th & Southwood/cable on ground/Nipsco notified | 61 | 17:56 |
| 1/30 | 11 | 66 | 111 | Mutual Aid to Dyer for structure fire | 62 | 22:50 |
| 1/31 | 14 | 67 | 611 | Outside smoke/cancelled by dispatch | 63 | 12:23 |

January Fire Calls 2025

| Date | People | Run # | NIFRS | Type & Location | # | Time |
|------|--------|-------|-------|-----------------------------------|---|------|
| | | 100 | 4 | Fire/any type | | |
| | | 200 | 0 | Explosion | | |
| | | 300 | 9 | EMS & Rescue | | |
| | | 400 | 7 | Hazardous Conditions | | |
| | | 500 | 10 | Service Calls | | |
| | | 600 | 14 | Good Intent Calls | | |
| | | 700 | 19 | False Alarms | | |
| | | 800 | 0 | Severe Weather & Natural Disaster | | |
| | | 900 | 0 | Special Incident | | |

FIRE DEPARTMENT DISBURSEMENTS

NOVEMBER 2024

| Vendor/ Invoice Date | Appropriation Number | Services | Amount Due |
|--|-----------------------------|---------------------------------|-------------------|
| AIRGAS USA INC 09/30/2024 | 1101-232-0100-63105000 | OTHER PROFESSIONAL SERV. | \$8.40 |
| APC STORE 09/10/2024 | 1101-230-0100-62302000 | BATTERIES FOR 2213 | \$1,250.34 |
| BUDD THE FURNACE MAN & SONS INC 10/21/2024 | 1101-232-0200-63601000 | QUARTERLY MAINTENANCE STATION 1 | \$878.00 |
| 10/21/2024 | 1101-232-0200-63601000 | QUARTERLY MAINTENANCE ST 2 | \$1,067.00 |
| 10/29/2024 | 1101-232-0200-63601000 | REPAIRS & MAINT SERVICES | \$330.00 |
| 10/25/2024 | 1101-232-0200-63601000 | REPAIRS & MAINT SERVICES | \$443.15 |
| ELAN FINANCIAL SERVICES 10/25/2024 | 1101-230-0100-62302000 | REPAIR PARTS | \$21.35 |
| FIRE SERVICE INC 10/14/2024 | 1101-230-0100-62302000 | GAUGE FOR 2213 | \$842.58 |
| GORDON FOOD SERVICE 10/11/2024 | 2300-230-6800-65150000 | FD DONATIONS | \$109.93 |
| 10/11/2024 | 2300-230-6800-65150000 | POPCORN KETCHUP FOR OPEN HOUSE | \$33.63 |
| GUS BOCK'S MUNSTER ACE 10/16/2024 | 1101-230-0100-62900000 | WASHERS & NOZZLE | \$11.98 |
| 10/08/2024 | 1101-230-0100-62900000 | OTHER SUPPLIES | \$31.92 |
| 10/11/2024 | 1101-230-0100-62900000 | OTHER SUPPLIES | \$14.36 |
| ILLINOIS TOLLWAY 10/30/2024 | 1101-232-0100-63105000 | TOLL FEE | \$13.50 |
| JOSE SERRANO JR 10/25/2024 | 1101-232-0100-63105000 | CAR SEAT RECERTIFICATION | \$55.00 |
| MACQUEEN EQUIPMENT LLC 10/10/2024 | 4402-232-0100-62900000 | OTHER SUPPLIES | \$198.95 |
| MENARDS 10/11/2024 | 2300-230-6800-65150000 | RESTRICTED DONATIONS | \$1,441.48 |
| 10/25/2024 | 4402-232-0100-62900000 | TRUNK OR TREATS | \$147.59 |
| MISS PRINT | | | |

FIRE DEPARTMENT DISBURSEMENTS

NOVEMBER 2024

| Vendor/ Invoice Date | Appropriation Number | Services | Amount Due |
|---|-----------------------------|-------------------------|-------------------|
| 10/11/2024 | 2300-230-6800-65150000 | RESTRICTED DONATIONS | \$127.89 |
| RONALD S SVETIC | | | |
| 09/21/2024 | 2300-230-6800-65150000 | SUPPLIES FOR OPEN HOUSE | \$114.93 |
| SERVICE SANITATION, INC. | | | |
| 10/15/2024 | 2300-230-6800-65150000 | OPEN HOUSE PORT A POTTY | \$415.00 |
| THIRD DIST FIRE CHIEFS ASSOCIATION | | | |
| 10/01/2024 | 1101-232-0100-63903000 | MABAS DUES | \$1,818.00 |
| 10/01/2024 | 1101-232-0100-63903000 | SUBSCRIPTIONS | \$125.00 |
| | | Grand Total: | \$9,499.98 |

FIRE DEPARTMENT DISBURSEMENTS

DECEMBER 2024

| Vendor/ Invoice Date | Appropriation Number | Services | Amount Due |
|---|-----------------------------|---------------------------------|-------------------|
| AIRGAS USA INC | | | |
| 10/31/2024 | 1101-232-0100-63105000 | OTHER PROFESSIONAL SERV. | \$8.58 |
| 11/30/2024 | 1101-232-0100-63105000 | OXYGEN CYLINDER RENTAL | \$8.40 |
| APC STORE | | | |
| 11/26/2024 | 1101-230-0100-62302000 | FUEL FILTER | \$23.24 |
| 11/05/2024 | 4402-232-0100-62900000 | OIL DRY | \$360.00 |
| BOUND TREE MEDICAL LLC | | | |
| 11/05/2024 | 4402-232-0100-62900000 | AED PADS | \$519.92 |
| FIRE SERVICE INC | | | |
| 11/07/2024 | 1101-230-0100-62302000 | GAUGES FOR 2213 | \$210.65 |
| GUARDIAN PEST CONTROL | | | |
| 11/27/2024 | 1101-232-0100-63105000 | PEST CONTROL STATION 2 | \$250.00 |
| GUS BOCK'S MUNSTER ACE | | | |
| 12/05/2024 | 1101-230-0100-62900000 | BATTERIES, SPONGES, VACUUM BAGS | \$50.55 |
| 11/12/2024 | 1101-230-0100-62900000 | OTHER SUPPLIES | \$21.97 |
| ILLINOIS TOLLWAY | | | |
| 11/20/2024 | 1101-232-0100-63105000 | TOLL FEE | \$11.80 |
| LEATHER PRO INC | | | |
| 11/25/2024 | 1101-230-0100-62900000 | RADIO CASES | \$1,487.00 |
| NOTTINGHAM EMBROIDERY | | | |
| 11/22/2024 | 1101-230-0100-61307000 | CLOTHING - KEN KEILMAN, JR. | \$207.50 |
| R & R MAINTENANCE FIRE & FLEET INC | | | |
| 11/05/2024 | 4402-232-0100-63602000 | REPAIRS ON 2239 | \$1,800.95 |
| RYAN ABENS | | | |
| 12/03/2024 | 1101-232-0100-63991000 | TRAINING CLASS | \$100.00 |
| SAFE HAVEN BABY BOXES INC | | | |
| 12/01/2024 | 1101-232-0100-63105000 | BABY BOX ANNUAL SERVICE FEE | \$500.00 |
| SAFETY TRAINING SERVICES, INC. | | | |
| 11/25/2024 | 1101-230-0100-63602000 | EQUIPMENT REPAIR SERVICE | \$99.88 |
| 11/19/2024 | 1101-230-0100-63602000 | RECHARGE WATER EXTINGUISHER | \$35.88 |
| VALVOLINE INC | | | |

FIRE DEPARTMENT DISBURSEMENTS

DECEMBER 2024

| Vendor/ Invoice Date | Appropriation Number | Services | Amount Due |
|---------------------------------|-----------------------------|---------------------|-------------------|
| 11/26/2024 | 1101-230-0100-63602000 | OIL CHANGE 2351 | \$105.28 |
| | | Grand Total: | \$5,801.60 |

FIRE DEPARTMENT DISBURSEMENTS

JANUARY 2025

| Vendor/ Invoice Date | Appropriation Number | Services | Amount Due |
|--|-----------------------------|-------------------------------------|-------------------|
| ACTIVE911 INC 12/28/2024 | 1101-232-0100-63903000 | SUBSCRIPTIONS | \$864.98 |
| AIRGAS USA INC 12/31/2024 | 1101-232-0100-63105000 | OTHER PROFESSIONAL SERV. | \$8.58 |
| APC STORE 12/06/2024 | 1101-230-0100-62900000 | WIPER BLADES | \$33.80 |
| BUDD THE FURNACE MAN & SONS INC 12/10/2024 | 4402-232-0100-63602000 | CLEANED FLAME RODS HEATER ST 3 | \$346.00 |
| 12/05/2024 | 4402-232-0100-63602000 | FURNACE REPAIR STATION 1 | \$412.50 |
| 12/10/2024 | 4402-232-0100-63602000 | HEATER REPAIR STATION 3 | \$82.50 |
| 12/13/2024 | 4402-232-0100-63602000 | HEATER REPAIR STATION 3 | \$610.91 |
| ELAN FINANCIAL SERVICES 12/27/2024 | 1101-232-0100-63991000 | EDUCATION/TRAINING | \$285.00 |
| FIRE SERVICE INC 12/30/2024 | 1101-230-0100-63602000 | CHASSIS REPAIR 2225 | \$367.62 |
| GRAINGER 12/09/2024 | 1101-232-0100-62105000 | TOOL BAG | \$102.46 |
| 12/12/2024 | 1101-230-0100-62303000 | AIR HOSE | \$50.55 |
| GUS BOCK HARDWARE 12/31/2024 | 1101-232-0100-63105000 | UPS CHARGE RETURN DEFECTIVE CHARGER | \$42.25 |
| GUS BOCK'S MUNSTER ACE 12/16/2024 | 1101-230-0100-62900000 | OTHER SUPPLIES | \$8.99 |
| 12/19/2024 | 1101-230-0100-62900000 | OTHER SUPPLIES | \$5.99 |
| MACQUEEN EQUIPMENT LLC 12/26/2024 | 1101-230-0100-63602000 | GEAR REPAIRS | \$386.95 |
| 12/03/2024 | 1101-230-0100-62303000 | 3 PAIR GLOVES | \$1.00 |
| 11/27/2024 | 1101-230-0100-62302000 | REGULATOR | \$43.28 |
| 12/06/2024 | 4402-232-0100-62900000 | SCBA | \$4,820.00 |
| 12/12/2024 | 4413-915-2124-64422000 | TURNOUT GEAR, HELMETS | \$2,726.81 |
| MANN MADE PLUMBING | | | |

FIRE DEPARTMENT DISBURSEMENTS

JANUARY 2025

| Vendor/ Invoice Date | Appropriation Number | Services | Amount Due |
|---|-----------------------------|---------------------------|--------------------|
| 12/17/2024 | 1101-232-0200-63601000 | ROD MAIN SEWER LINE | \$210.00 |
| THIRD DIST FIRE CHIEFS ASSOCIATION | | | |
| 01/02/2025 | 1101-232-0100-63903000 | MABAS DUES | \$1,818.00 |
| WITMER PUBLIC SAFETY GROUP INC | | | |
| 01/03/2025 | 1101-230-0100-62303000 | SMALL TOOLS & MINOR EQUIP | \$320.11 |
| Grand Total: | | | \$13,548.28 |

UCR /MONTHLY ACTIVITY REPORT - MONTH OF NOVEMBER

| | NOV, 2024 | | NOV, 2023 | | Year to Date | |
|--|-----------|--------|-----------|---------|--------------|---------|
| | No Of | No Of | 2023 | 2024 | 2023 | 2024 |
| HOMICIDE | 0 | 0 | 1 | 0 | 1 | 0 |
| RAPE | 0 | 0 | 1 | 0 | 1 | 0 |
| FORCIBLE FONDLING | 1 | 0 | 4 | 1 | 4 | 1 |
| ASSAULT | 5 | 3 | 58 | 60 | 58 | 60 |
| ROBBERY | 0 | 0 | 5 | 3 | 5 | 3 |
| BURGLARY | 0 | 0 | 10 | 5 | 10 | 5 |
| LARCENY | 24 | 11 | 176 | 212 | 176 | 212 |
| MTR VEHICLE THEFT ATTEMPTED | 0 | 0 | 15 | 9 | 15 | 9 |
| ADULT ARREST | 24 | 22 | 221 | 228 | 221 | 228 |
| JUVENILE ARREST | 9 | 5 | 49 | 45 | 49 | 45 |
| TOTAL ARREST | 33 | 27 | 270 | 273 | 270 | 273 |
| ACCIDENT/PUBLIC INJURIES/PUBLIC FATALITIES | 47 | 40 | 484 | 447 | 484 | 447 |
| TOTAL/ACCIDENTS | 47 | 40 | 484 | 447 | 484 | 447 |
| VANDALISM | 3 | 1 | 43 | 47 | 43 | 47 |
| TRAFFIC ARREST | | | | | | |
| STATE VIOLATIONS | 170 | 92 | 844 | 1429 | 844 | 1429 |
| LOCAL VIOLATIONS | 57 | 36 | 369 | 733 | 369 | 733 |
| TOTAL TRAFFIC ARREST | 227 | 128 | 1213 | 2162 | 1213 | 2162 |
| WARNINGS | 294 | 241 | 2684 | 2691 | 2684 | 2691 |
| TOTAL ALARMS | 40 | 45 | 464 | 450 | 464 | 450 |
| NO MILES PATROLED | 26,891 | 24,615 | 257,104 | 272,406 | 257,104 | 272,406 |

Stephen F. Scheckel
Chief of Police

UCR/YEARLY ACTIVITY REPORT - 2024

| | JAN | FEB | MAR | APRIL | MAY | JUNE | JULY | AUG | SEPT | OCT | NOV | DEC | TOTAL |
|--------------------|--------|--------|--------|--------|--------|--------|--------|--------|--------|--------|--------|-----|---------|
| HOMICIDE | 0 | 0 | 0 | 0 | 0 | 0 | 0 | 0 | 0 | 0 | 0 | 0 | 0 |
| RAPE | 0 | 0 | 0 | 0 | 0 | 0 | 0 | 0 | 0 | 0 | 0 | 0 | 0 |
| FORCIBLE FONDLING | 0 | 0 | 0 | 0 | 0 | 0 | 0 | 0 | 0 | 0 | 1 | 0 | 1 |
| ASSAULT | 5 | 4 | 9 | 4 | 5 | 1 | 6 | 8 | 6 | 7 | 5 | 0 | 60 |
| ROBBERY | 0 | 1 | 0 | 0 | 0 | 0 | 0 | 2 | 0 | 0 | 0 | 0 | 3 |
| BURGLARY | 1 | 1 | 0 | 0 | 0 | 0 | 1 | 0 | 2 | 0 | 0 | 0 | 5 |
| LARCENY | 19 | 17 | 12 | 16 | 19 | 20 | 19 | 12 | 20 | 34 | 24 | 0 | 212 |
| ARSON | 1 | 0 | 0 | 0 | 0 | 0 | 0 | 0 | 0 | 0 | 0 | 0 | 1 |
| MTR VEHICLE THEFT | 0 | 0 | 0 | 2 | 1 | 2 | 1 | 0 | 3 | 0 | 0 | 0 | 9 |
| ADULT ARREST | 15 | 15 | 20 | 15 | 32 | 21 | 21 | 25 | 21 | 19 | 24 | 0 | 228 |
| JUVENILE ARREST | 4 | 4 | 2 | 0 | 2 | 2 | 2 | 3 | 11 | 6 | 9 | 0 | 45 |
| TOTAL ARREST | 19 | 19 | 22 | 15 | 34 | 23 | 23 | 28 | 32 | 25 | 33 | 0 | 273 |
| ACCIDENTS | 40 | 31 | 38 | 38 | 43 | 61 | 33 | 36 | 52 | 28 | 47 | 0 | 447 |
| INJURIES | 5 | 4 | 7 | 9 | 10 | 7 | 6 | 10 | 10 | 9 | 9 | 0 | 86 |
| FATALITIES | 0 | 0 | 0 | 0 | 0 | 0 | 0 | 0 | 0 | 0 | 0 | 0 | 0 |
| TOTAL ACCIDENTS | 40 | 31 | 38 | 38 | 43 | 61 | 33 | 36 | 52 | 28 | 47 | 0 | 447 |
| VANDALISM | 2 | 1 | 2 | 7 | 3 | 10 | 6 | 2 | 8 | 3 | 3 | 0 | 47 |
| TRAFFIC | | | | | | | | | | | | | |
| STATE VIOLATIONS | 128 | 127 | 92 | 96 | 140 | 117 | 151 | 132 | 125 | 151 | 170 | 0 | 1429 |
| LOCAL VIOLATIONS | 42 | 61 | 48 | 61 | 75 | 54 | 55 | 74 | 103 | 103 | 57 | 0 | 733 |
| TOTAL TRAFFIC | 170 | 188 | 140 | 157 | 215 | 171 | 206 | 206 | 228 | 254 | 227 | 0 | 2162 |
| WARNINGS | 234 | 275 | 233 | 234 | 292 | 222 | 189 | 229 | 220 | 269 | 294 | 0 | 2691 |
| TOTAL/ALARMS | 45 | 50 | 39 | 34 | 48 | 33 | 41 | 32 | 40 | 48 | 40 | 0 | 450 |
| FIELD CONTACTS | 0 | 0 | 0 | 0 | 0 | 0 | 0 | 0 | 0 | 0 | 0 | 0 | 0 |
| NO. MILES PATROLED | 22,895 | 24,605 | 22,412 | 24,912 | 27,544 | 24,831 | 23,859 | 27,157 | 22,734 | 24,566 | 26,891 | 0 | 272,406 |

UCR /MONTHLY ACTIVITY REPORT - MONTH OF DECEMBER

| | DEC, 2024 No Of | DEC, 2023 No Of | Year to Date 2023 | Year to Date 2024 |
|--|--------------------|--------------------|----------------------|----------------------|
| HOMICIDE | 0 | 0 | 1 | 0 |
| RAPE | 0 | 0 | 1 | 0 |
| FORCIBLE FONDLING | 0 | 0 | 4 | 1 |
| ASSAULT | 3 | 4 | 62 | 63 |
| ROBBERY | 1 | 0 | 5 | 4 |
| BURGLARY | 2 | 2 | 12 | 7 |
| LARCENY | 12 | 28 | 204 | 224 |
| MTR VEHICLE THEFT | 1 | 2 | 17 | 10 |
| ADULT ARREST | 19 | 13 | 234 | 247 |
| JUVENILE ARREST | 4 | 11 | 60 | 49 |
| TOTAL ARREST | 23 | 24 | 294 | 296 |
| ACCIDENT/PUBLIC INJURIES/PUBLIC FATALITIES | 48 9 0 | 49 18 0 | 533 116 0 | 495 95 0 |
| TOTAL/ACCIDENTS | 48 | 49 | 533 | 495 |
| VANDALISM | 4 | 5 | 48 | 51 |
| TRAFFIC ARREST | 124 | 53 | 897 | 1553 |
| STATE VIOLATIONS | 94 | 27 | 396 | 827 |
| LOCAL VIOLATIONS | 218 | 80 | 1293 | 2380 |
| TOTAL TRAFFIC ARREST WARNINGS | 227 | 192 | 2876 | 2918 |
| TOTAL ALARMS | 50 | 55 | 519 | 500 |
| NO MILES PATROLED | 26,292 | 23,216 | 280,320 | 272,432 |




Stephen F. Scheckel
Chief of Police

UCR/YEARLY ACTIVITY REPORT - 2024

| | JAN | FEB | MAR | APRIL | MAY | JUNE | JULY | AUG | SEPT | OCT | NOV | DEC | TOTAL |
|--------------------|--------|--------|--------|--------|--------|--------|--------|--------|--------|--------|--------|-----|---------|
| HOMICIDE | 0 | 0 | 0 | 0 | 0 | 0 | 0 | 0 | 0 | 0 | 0 | 0 | 0 |
| RAPE | 0 | 0 | 0 | 0 | 0 | 0 | 0 | 0 | 0 | 0 | 0 | 0 | 0 |
| FORCIBLE FONDLING | 0 | 0 | 0 | 0 | 0 | 0 | 0 | 0 | 0 | 0 | 1 | 0 | 1 |
| ASSAULT | 5 | 4 | 9 | 4 | 5 | 1 | 6 | 8 | 6 | 7 | 5 | 3 | 63 |
| ROBBERY | 0 | 1 | 0 | 0 | 0 | 0 | 0 | 2 | 0 | 0 | 0 | 1 | 4 |
| BURGLARY | 1 | 1 | 0 | 0 | 0 | 0 | 1 | 0 | 2 | 0 | 0 | 2 | 7 |
| LARCENY | 19 | 17 | 12 | 16 | 19 | 20 | 19 | 12 | 20 | 34 | 24 | 12 | 224 |
| ARSON | 1 | 0 | 0 | 0 | 0 | 0 | 0 | 0 | 0 | 0 | 0 | 0 | 1 |
| MTR VEHICLE THEFT | 0 | 0 | 0 | 2 | 1 | 2 | 1 | 0 | 3 | 0 | 0 | 1 | 10 |
| ADULT ARREST | 15 | 15 | 20 | 15 | 32 | 21 | 21 | 25 | 21 | 19 | 24 | 19 | 247 |
| JUVENILE ARREST | 4 | 4 | 2 | 0 | 2 | 2 | 2 | 3 | 11 | 6 | 9 | 4 | 49 |
| TOTAL ARREST | 19 | 19 | 22 | 15 | 34 | 23 | 23 | 28 | 32 | 25 | 33 | 23 | 296 |
| ACCIDENTS | 40 | 31 | 38 | 38 | 43 | 61 | 33 | 36 | 52 | 28 | 47 | 48 | 495 |
| INJURIES | 5 | 4 | 7 | 9 | 10 | 7 | 6 | 10 | 10 | 9 | 9 | 9 | 95 |
| FATALITIES | 0 | 0 | 0 | 0 | 0 | 0 | 0 | 0 | 0 | 0 | 0 | 0 | 0 |
| TOTAL ACCIDENTS | 40 | 31 | 38 | 38 | 43 | 61 | 33 | 36 | 52 | 28 | 47 | 48 | 495 |
| VANDALISM | 2 | 1 | 2 | 7 | 3 | 10 | 6 | 2 | 8 | 3 | 3 | 4 | 51 |
| TRAFFIC | | | | | | | | | | | | | |
| STATE VIOLATIONS | 128 | 127 | 92 | 96 | 140 | 117 | 151 | 132 | 125 | 151 | 170 | 124 | 1553 |
| LOCAL VIOLATIONS | 42 | 61 | 48 | 61 | 75 | 54 | 55 | 74 | 103 | 103 | 57 | 94 | 827 |
| TOTAL TRAFFIC | 170 | 188 | 140 | 157 | 215 | 171 | 206 | 206 | 228 | 254 | 227 | 218 | 2380 |
| WARNINGS | 234 | 275 | 233 | 234 | 292 | 222 | 189 | 229 | 220 | 269 | 294 | 227 | 2918 |
| TOTAL/ALARMS | 45 | 50 | 39 | 34 | 48 | 33 | 41 | 32 | 40 | 48 | 40 | 50 | 500 |
| FIELD CONTACTS | 0 | 0 | 0 | 0 | 0 | 0 | 0 | 0 | 0 | 0 | 0 | 0 | 0 |
| NO. MILES PATROLED | 22,895 | 24,605 | 22,412 | 24,912 | 27,544 | 24,831 | 23,859 | 27,157 | 22,734 | 24,566 | 26,891 | 26 | 272,432 |

UCR /MONTHLY ACTIVITY REPORT JANUARY 2025

| | JAN, 2025 | | JAN, 2024 | | YEAR TO DATE 2024 | | YEAR TO DATE 2025 | |
|------------------------|-----------|-------|-----------|-------|-------------------|-----|-------------------|-----|
| | No Of | No Of | No Of | No Of | | | | |
| HOMICIDE | 0 | 0 | 0 | 0 | 0 | 0 | 0 | 0 |
| RAPE | 0 | 0 | 0 | 0 | 0 | 0 | 0 | 0 |
| FORCIBLE FONDLING | 0 | 0 | 0 | 0 | 0 | 0 | 0 | 0 |
| ASSAULT | 4 | 5 | 5 | 5 | 5 | 5 | 4 | 4 |
| ROBBERY | 0 | 0 | 0 | 0 | 0 | 0 | 0 | 0 |
| BURGLARY | 1 | 1 | 1 | 1 | 1 | 1 | 1 | 1 |
| LARCENY | 11 | 19 | 19 | 19 | 19 | 19 | 11 | 11 |
| ARSON | 0 | 1 | 1 | 1 | 1 | 1 | 0 | 0 |
| MTR VEHICLE THEFT | 1 | 0 | 0 | 0 | 0 | 0 | 1 | 1 |
| ADULT ARREST | 19 | 15 | 15 | 15 | 15 | 15 | 19 | 19 |
| JUVENILE ARREST | 5 | 4 | 4 | 4 | 4 | 4 | 5 | 5 |
| TOTAL ARREST | 24 | 19 | 19 | 19 | 19 | 19 | 24 | 24 |
| ACCIDENTS | 31 | 40 | 40 | 40 | 40 | 40 | 31 | 31 |
| INJURIES | 4 | 5 | 5 | 5 | 5 | 5 | 4 | 4 |
| FATALITY | 0 | 0 | 0 | 0 | 0 | 0 | 0 | 0 |
| TOTAL ACCIDENTS | 31 | 40 | 40 | 40 | 40 | 40 | 31 | 31 |
| VANDALISM | 7 | 2 | 2 | 2 | 2 | 2 | 7 | 7 |
| TRAFFIC ARRESTS | | | | | | | | |
| STATE VIOLATIONS | 163 | 128 | 128 | 128 | 128 | 128 | 163 | 163 |
| LOCAL VIOLATIONS | 64 | 42 | 42 | 42 | 42 | 42 | 64 | 64 |
| TOTAL TRAFFIC ARRESTS | 227 | 170 | 170 | 170 | 170 | 170 | 227 | 227 |
| WARNINGS | 285 | 234 | 234 | 234 | 234 | 234 | 285 | 285 |
| ALARMS | 37 | 45 | 45 | 45 | 45 | 45 | 37 | 37 |



Stephen F. Scheckel
Chief of Police

POLICE DEPARTMENT DISBURSEMENTS

NOVEMBER 2024

| Vendor/ Invoice Date | Appropriation Number | Services | Amount Due |
|--|-----------------------------|---|-------------------|
| ALL CITY MANAGEMENT SERVICES INC | | | |
| 10/23/2024 | | | |
| | 2240-210-0100-63105000 | CROSSING GUARD SERVICES | \$7,695.36 |
| 11/06/2024 | | | |
| | 2240-210-0100-63105000 | CROSSING GUARD SERVICES | \$7,855.68 |
| APC STORE | | | |
| 10/09/2024 | | | |
| | 1101-204-0100-62900000 | REPAIR PARTS | \$29.62 |
| 10/21/2024 | | | |
| | 1101-204-0100-62900000 | REPAIR PARTS | \$384.27 |
| 10/22/2024 | | | |
| | 1101-204-0100-62900000 | REPAIR PARTS | \$229.21 |
| ARTISTIC ENGRAVING | | | |
| 10/16/2024 | | | |
| | 1101-204-0100-61307000 | BADGES | \$2,028.00 |
| AT&T | | | |
| 11/07/2024 | | | |
| | 2547-114-0200-63204000 | TELEPHONE | \$340.12 |
| AT&T MOBILITY | | | |
| 11/11/2024 | | | |
| | 2547-114-0200-63205000 | OTHER COMMUNICATION | \$430.23 |
| AT&T MOBILITY-CC | | | |
| 11/04/2024 | | | |
| | 2547-114-0200-63205000 | OTHER COMMUNICATION | \$813.21 |
| BAYCOM INC | | | |
| 07/12/2024 | | | |
| | 4445-201-0100-64775000 | IN CAR COMPUTER | \$4,969.00 |
| BB GREENS LLC | | | |
| 10/29/2024 | | | |
| | 2300-204-0100-65150K90 | TSHIRTS | \$0.00 |
| | 2300-204-0100-65150KE0 | SWEATSHIRTS | \$1,800.00 |
| BLUE WARRIOR TACTICS INC | | | |
| 11/04/2024 | | | |
| | 2300-204-0100-65150K90 | CERTIFICATION FOR 4 K9'S | \$400.00 |
| BOWMAN DISPLAYS DIGITAL IMAGING INC | | | |
| 10/15/2024 | | | |
| | 2300-203-6500-65150000 | BANNER/SIGNS | \$65.16 |
| BRAGGS AUTOMOTIVE INC | | | |
| 10/21/2024 | | | |
| | 1101-204-0100-63605000 | PROFESSIONAL REPAIR SERVICES | \$277.20 |
| BUREAU OF MOTOR VEHICLES | | | |
| 11/08/2024 | | | |
| | 1101-201-0100-62900000 | TITLE/REGISTRATION OF NEW SQUADS | \$45.00 |
| 10/25/2024 | | | |
| | 1101-201-0100-62900000 | TITLE/REGISTRATION OF NEW SQUADS | \$15.00 |
| CHICAGO COMMUNICATIONS LLC | | | |
| 11/01/2024 | | | |
| | 4445-201-0100-64775000 | INSTALL EQUIPMENT INTO TAKE HOME SQUADS | \$1,950.00 |

POLICE DEPARTMENT DISBURSEMENTS

NOVEMBER 2024

| Vendor/ Invoice Date | Appropriation Number | Services | Amount Due |
|---------------------------------------|-----------------------------|------------------------------------|-------------------|
| 11/01/2024 | 1101-204-0100-62900000 | SUPPLIES | \$0.00 |
| | 1101-204-0100-63605000 | SERVICE | \$280.00 |
| CHICAGO TIRE INC | | | |
| 10/16/2024 | 1101-204-0100-62900000 | TIRES | \$144.12 |
| 09/24/2024 | 1101-204-0100-62900000 | TIRES | \$613.44 |
| DAN BROELMANN | | | |
| 10/27/2024 | 1101-201-0100-62900000 | OTHER SUPPLIES | \$54.83 |
| ELAN FINANCIAL SERVICES | | | |
| 10/25/2024 | 2300-204-0100-65150K90 | FOOD, WHITE BOARD & SUPPLIES | \$240.21 |
| | 2547-201-0100-62900000 | COMPUTER CABLE | \$29.99 |
| | 1101-203-0100-62915000 | CSO DATE BOOKS & SUPPLIES | \$29.27 |
| | 1101-205-0100-62900000 | WHITE BOARD & SUPPLIES, BINOCULARS | \$474.14 |
| | 1101-201-0100-62900000 | ORGAINZATIONAL SUPPLIES | \$53.50 |
| | 1101-201-0100-62900000 | PRIME MEMBERSHIP | \$14.99 |
| | 4402-204-0100-62221000 | GAS FOR NEW SQUADS | \$127.21 |
| | 1101-204-0100-62900000 | KEY TAGS | \$39.94 |
| | 2300-203-6500-65150000 | SEALANT FOR WALL MURAL | \$170.62 |
| | 1101-205-0100-63605000 | PROFESSIONAL SERVICES | \$200.00 |
| FED EX | | | |
| 10/16/2024 | 1101-201-0100-63202000 | PROFESSIONAL MAILING SERVICES | \$33.00 |
| 10/23/2024 | 1101-201-0100-63202000 | PROFESSIONAL MAILING SERVICES | \$40.03 |
| GALLS LLC | | | |
| 10/29/2024 | 4445-201-0100-64775000 | EQUIPMENT FOR TAKE HOME SQUADS | \$58,058.46 |
| GUS BOCK HARDWARE | | | |
| 09/16/2024 | 1101-204-0100-62900000 | SUPPLIES | \$74.68 |
| GUS BOCK'S MUNSTER ACE | | | |
| 10/18/2024 | 1101-204-0100-62900000 | SUPPLIES | \$11.97 |
| 10/28/2024 | 1101-204-0100-62900000 | SUPPLIES | \$70.93 |
| INDIANA GROCERY GROUP LLC | | | |
| 10/16/2024 | 1101-201-0100-62900000 | SUPPLIES | \$110.92 |
| JAMES GHRIST | | | |
| 10/25/2024 | 2300-203-6500-65150000 | RESTRICTED DONATIONS | \$397.02 |
| LOW VOLTAGE COMMUNICATIONS INC | | | |
| 10/18/2024 | 4413-915-2122-64775000 | RUN FIBER IN PD | \$1,500.00 |

POLICE DEPARTMENT DISBURSEMENTS

NOVEMBER 2024

| Vendor/ Invoice Date | Appropriation Number | Services | Amount Due |
|--|-----------------------------|--------------------------------------|-------------------|
| NAPLETON RIVER OAKS | | | |
| 10/16/2024 | | | |
| | 1101-204-0100-62900000 | REPAIR PARTS | \$32.24 |
| 10/16/2024 | | | |
| | 1101-204-0100-62900000 | REPAIR PARTS | \$42.66 |
| NATIONAL NEIGHBORHOOD WATCH INST. | | | |
| 09/30/2024 | | | |
| | 2300-203-6500-65150000 | SIGNS | \$1,139.20 |
| 09/30/2024 | | | |
| | 2300-203-6500-65150000 | BUSINESS WATCH SIGNS | \$660.00 |
| NETWORK SOLUTIONS INC | | | |
| 10/07/2024 | | | |
| | 2547-201-0100-63611000 | IMPLEMENTATION & SUBSCRIPTION OF DUO | \$3,780.00 |
| 10/18/2024 | | | |
| | 2547-201-0100-63611000 | IMPLEMENTATION & SUBSCRIPTION OF DUO | \$817.40 |
| 11/12/2024 | | | |
| | 2547-201-0100-63611000 | IMPLEMENTATION & SUBSCRIPTION OF DUO | \$817.40 |
| 11/12/2024 | | | |
| | 2547-201-0100-63611000 | IMPLEMENTATION & SUBSCRIPTION OF DUO | \$2,452.20 |
| NEXTHILL CAPITAL PARTNERS LLC | | | |
| 10/24/2024 | | | |
| | 1101-204-0100-61307000 | UNIFORMS | \$268.00 |
| 10/21/2024 | | | |
| | 1101-203-0100-61307000 | ORIGINAL ISSUED UNIFORMS FOR NEW CSO | \$120.00 |
| 10/18/2024 | | | |
| | 1101-204-0100-61307000 | UNIFORMS | \$627.00 |
| POLICE CONSULTANTS INC | | | |
| 10/16/2024 | | | |
| | 1101-201-0100-63116000 | WRITTEN EXAM | \$2,094.44 |
| 10/25/2024 | | | |
| | 1101-201-0100-63116000 | WRITTEN EXAM | \$350.00 |
| POWERDMS INC | | | |
| 10/29/2024 | | | |
| | 2547-201-0100-63611000 | SUBSCRIPTIONS & SET UP | \$5,332.80 |
| 11/13/2024 | | | |
| | 2547-201-0100-63611000 | SUBSCRIPTIONS & SET UP | \$7,650.00 |
| PSYHCARE ASSOCIATES | | | |
| 09/26/2024 | | | |
| | 1101-201-0100-63116000 | PSYCHOLOGICAL EXAM | \$500.00 |
| REGION K9 LCC | | | |
| 10/28/2024 | | | |
| | 2300-204-0100-65150K90 | K9 TRAINING | \$3,040.00 |
| RIDGEWAY PETROLEUM INC | | | |
| 10/10/2024 | | | |
| | 1101-204-0100-63605000 | CAR WASHES | \$412.00 |
| SIRCHIE ACQUISTION COMPANY LLC | | | |
| 10/09/2024 | | | |
| | 1101-205-0100-62900000 | TEST KITS, ET SUPPLIES | \$690.14 |
| THOMAS KUHLENSCHMIDT | | | |

POLICE DEPARTMENT DISBURSEMENTS

NOVEMBER 2024

| Vendor/ Invoice Date | Appropriation Number | Services | Amount Due |
|---------------------------------|-----------------------------|-----------------------|---------------------|
| 10/28/2024 | 2592-201-0100-63991000 | EDUCATION/TRAINING | \$432.48 |
| TRANS UNION LLC | | | |
| 09/29/2024 | 1101-201-0100-63116000 | PROFESSIONAL SERVICES | \$112.42 |
| 10/28/2024 | 1101-201-0100-63116000 | PROFESSIONAL SERVICES | \$100.00 |
| VALVOLINE INC | | | |
| 10/24/2024 | 1101-204-0100-63605000 | OIL CHANGE SERVICES | \$105.28 |
| 10/25/2024 | 1101-204-0100-63605000 | OIL CHANGE SERVICES | \$125.07 |
| 11/01/2024 | 1101-204-0100-63605000 | OIL CHANGE SERVICES | \$125.07 |
| 11/06/2024 | 1101-204-0100-63605000 | OIL CHANGE SERVICES | \$105.28 |
| 11/07/2024 | 1101-204-0100-63605000 | OIL CHANGE SERVICES | \$125.07 |
| 11/08/2024 | 1101-204-0100-63605000 | OIL CHANGE SERVICES | \$105.28 |
| 10/01/2024 | 1101-204-0100-63605000 | OIL CHANGE SERVICES | \$105.28 |
| 10/03/2024 | 1101-204-0100-63605000 | OIL CHANGE SERVICES | \$105.28 |
| 10/01/2024 | 1101-204-0100-63605000 | OIL CHANGE SERVICES | \$105.28 |
| 10/14/2024 | 1101-204-0100-63605000 | OIL CHANGE SERVICES | \$125.07 |
| 10/17/2024 | 1101-204-0100-63605000 | OIL CHANGE SERVICES | \$125.07 |
| 10/21/2024 | 1101-204-0100-63605000 | OIL CHANGE SERVICES | \$105.28 |
| 10/18/2024 | 1101-204-0100-63605000 | OIL CHANGE SERVICES | \$125.07 |
| VERMILLION SYSTEMS INC | | | |
| 08/21/2024 | 4413-915-2118-64775000 | STREET CAMERAS | \$0.00 |
| | 4413-915-2122-64775000 | STREET CAMERAS | \$0.00 |
| | 4413-915-2123-64775000 | STREET CAMERAS | \$20,554.01 |
| 08/27/2024 | 4413-915-2118-64775000 | STREET CAMERAS | \$50.34 |
| | 4413-915-2122-64775000 | STREET CAMERAS | \$44,172.40 |
| | 4413-915-2123-64775000 | STREET CAMERAS | \$17,979.55 |
| | | Grand Total: | \$207,810.39 |

POLICE DEPARTMENT DISBURSEMENTS

DECEMBER 2024

| Vendor/ Invoice Date | Appropriation Number | Services | Amount Due |
|--|-----------------------------|---|-------------------|
| ALL CITY MANAGEMENT SERVICES INC | | | |
| 11/20/2024 | | | |
| | 2240-210-0100-63105000 | CROSSING GUARD SERVICES | \$8,324.88 |
| 12/04/2024 | | | |
| | 2240-210-0100-63105000 | CROSSING GUARD SERVICES | \$6,038.72 |
| APC STORE | | | |
| 12/06/2024 | | | |
| | 1101-204-0100-62900000 | REPAIR PARTS | \$385.98 |
| 12/03/2024 | | | |
| | 1101-204-0100-62900000 | REPAIR PARTS | \$227.99 |
| 11/05/2024 | | | |
| | 1101-204-0100-62900000 | REPAIR PARTS | \$638.88 |
| 11/26/2024 | | | |
| | 1101-204-0100-62900000 | REPAIR PARTS | \$634.84 |
| AT&T | | | |
| 12/07/2024 | | | |
| | 2547-114-0200-63204000 | TELEPHONE | \$921.30 |
| AT&T MOBILITY | | | |
| 12/11/2024 | | | |
| | 2547-114-0200-63205000 | OTHER COMMUNICATION | \$201.80 |
| AT&T MOBILITY-CC | | | |
| 12/04/2024 | | | |
| | 2547-114-0200-63205000 | OTHER COMMUNICATION | \$773.72 |
| AXON ENTERPRISES | | | |
| 12/01/2024 | | | |
| | 2547-201-0100-63611000 | ANNUAL CONTRACT FOR BODY CAMERAS | \$228.96 |
| | 4402-201-0100-63611000 | ANNUAL CONTRACT FOR BODY CAMERA PROJECT | \$228.96 |
| | 2240-201-0100-63611000 | ANNUAL CONTRACT FOR BODY CAMERA PROJECT | \$1,068.49 |
| 12/01/2024 | | | |
| | 2547-201-0100-63611000 | ANNUAL BODY CAMERA CONTRACT | \$23,979.60 |
| | 4402-201-0100-63611000 | ANNUAL BODY CAMERA CONTRACT | \$23,050.00 |
| | 2240-201-0100-63611000 | ANNUAL BODY CAMERA CONTRACT | \$112,834.40 |
| BLOOMINGTON FORD INC | | | |
| 12/10/2024 | | | |
| | 4445-201-0100-64775000 | NEW SQUADS-TAKE HOME VEHICLES | \$304,893.50 |
| 10/22/2024 | | | |
| | 4445-201-0100-64775000 | NEW SQUADS-TAKE HOME VEHICLES | \$149,760.75 |
| BOWMAN DISPLAYS DIGITAL IMAGING INC | | | |
| 11/18/2024 | | | |
| | 2300-203-6500-65150000 | SCHOOL WATCH STICKERS | \$25.11 |
| CHICAGO COMMUNICATIONS LLC | | | |
| 12/11/2024 | | | |
| | 4445-201-0100-64775000 | INSTALL EQUIPMENT INTO TAKE HOME SQUADS | \$15,429.10 |
| 11/27/2024 | | | |
| | 4445-201-0100-64775000 | INSTALL EQUIPMENT INTO TAKE HOME SQUADS | \$15,429.10 |
| CHICAGO TIRE INC | | | |
| 11/15/2024 | | | |
| | 1101-204-0100-62900000 | TIRES | \$144.12 |

POLICE DEPARTMENT DISBURSEMENTS

DECEMBER 2024

| Vendor/ Invoice Date | Appropriation Number | Services | Amount Due |
|------------------------------------|-----------------------------|-------------------------------|-------------------|
| 11/22/2024 | 1101-204-0100-62900000 | TIRES | \$306.28 |
| DIXON'S FLORIST | | | |
| 11/13/2024 | 1101-201-0100-62900000 | FLOWERS | \$69.95 |
| EARL'S LOCKSMITH SHOP | | | |
| 11/22/2024 | 1101-204-0100-62900000 | KEYS & LOCKS | \$15.00 |
| ELAN FINANCIAL SERVICES | | | |
| 11/26/2024 | 1101-201-0100-63203000 | IPASS CHARGES | \$76.51 |
| | 2547-201-0100-62900000 | TECHNOLOGY SUPPLIES | \$89.89 |
| | 1101-204-0100-62900000 | PATROL SUPPLIES | \$89.25 |
| | 1101-201-0100-62900000 | OFFICE & MEETING SUPPLIES | \$467.07 |
| | 2300-203-6500-65150000 | PEPPER SPRAY | \$446.12 |
| | 2300-204-0100-65150K90 | K9 SUPPLIES | \$231.95 |
| | 1101-201-0100-63908000 | PRIME MEMBERSHIP | \$14.99 |
| FED EX | | | |
| 12/04/2024 | 1101-201-0100-63202000 | PROFESSIONAL MAILING SERVICES | \$61.14 |
| 11/27/2024 | 1101-201-0100-63202000 | PROFESSIONAL MAILING SERVICES | \$3.20 |
| 11/20/2024 | 1101-201-0100-63202000 | PROFESSIONAL MAILING SERVICES | \$86.98 |
| GRIFFITH POLICE DEPARTMENT | | | |
| 10/01/2024 | 2228-201-0900-63705000 | RANGE RENT | \$8,000.00 |
| | 1101-201-0100-63605000 | RANGE RENT | \$2,000.00 |
| HALO WINDOW TINTING | | | |
| 11/20/2024 | 2590-201-0100-63105000 | TINT WINDOWS ON NEW SQUADS | \$340.00 |
| 12/04/2024 | 2590-201-0100-63105000 | TINT WINDOWS ON NEW SQUADS | \$300.00 |
| 11/21/2024 | 2590-201-0100-63105000 | TINT WINDOWS ON NEW SQUADS | \$300.00 |
| HUMANE INDIANA INC | | | |
| 11/22/2024 | 1101-201-0100-63119000 | ANIMAL SERVICES | \$740.00 |
| INDIANA GROCERY GROUP LLC | | | |
| 12/06/2024 | 1101-201-0100-62900000 | SUPPLIES | \$0.00 |
| | 2300-200-6600-65150000 | SUPPLIES | \$0.00 |
| | 2300-200-0000-65150SWC | GIFT CARDS | \$700.00 |
| LITHOGRAPHIC COMMUNICATIONS | | | |
| 11/25/2024 | 1101-201-0100-63301000 | PRINTING SERVICES | \$592.00 |
| 10/31/2024 | 1101-201-0100-63301000 | PRINTING | \$117.00 |
| MUNSTER ANIMAL HOSPITAL | | | |

POLICE DEPARTMENT DISBURSEMENTS

DECEMBER 2024

| Vendor/ Invoice Date | Appropriation Number | Services | Amount Due |
|--|-----------------------------|-------------------------------|-------------------|
| 11/15/2024 | 2300-204-0100-65150K90 | K9 VET SERVICES | \$352.34 |
| NAPLETON RIVER OAKS | | | |
| 11/26/2024 | 1101-204-0100-62900000 | REPAIR PARTS | \$143.00 |
| 12/03/2024 | 1101-204-0100-62900000 | REPAIR PARTS | \$245.70 |
| NEXTHILL CAPITAL PARTNERS LLC | | | |
| 12/04/2024 | 1101-204-0100-61307000 | UNIFORMS | \$49.00 |
| 11/01/2024 | 1101-204-0100-61307000 | UNIFORMS | \$531.00 |
| 11/04/2024 | 1101-204-0100-61307000 | UNIFORMS | \$56.95 |
| 10/31/2024 | 1101-204-0100-61307000 | UNIFORMS | \$48.00 |
| 11/05/2024 | 1101-204-0100-61307000 | UNIFORMS | \$171.00 |
| 11/07/2024 | 1101-204-0100-61307000 | UNIFORMS | \$265.00 |
| 11/07/2024 | 1101-204-0100-61307000 | UNIFORMS | \$198.00 |
| NOLAN ARCHER | | | |
| 11/19/2024 | 4445-201-0100-64775000 | POLICE VEHICLE & EQUIP | \$106.85 |
| PAUL HEURING FORD | | | |
| 11/15/2024 | 1101-204-0100-62900000 | REPAIR PARTS | \$0.00 |
| | 1101-204-0100-63605000 | PARTS & LABOR TO REPAIR SQUAD | \$654.80 |
| PSYHCARE ASSOCIATES | | | |
| 11/20/2024 | 1101-201-0100-63116000 | PSYCHS | \$500.00 |
| 11/21/2024 | 1101-201-0100-63116000 | PSYCHS | \$500.00 |
| 11/20/2024 | 1101-201-0100-63116000 | PSYCHS | \$500.00 |
| 11/20/2024 | 1101-201-0100-63116000 | PSYCHS | \$500.00 |
| PULSE TECHNOLOGY OF INDIANA INC | | | |
| 11/20/2024 | 1101-201-0100-62900000 | OFFICE SUPPLIES | \$1,056.57 |
| 11/11/2024 | 4413-915-2117-64775000 | CSO OFFICE FURNITURE | \$72.00 |
| | 4413-915-2120-64775000 | CSO OFFICE FURNITURE | \$3,307.67 |
| | 4413-915-2121-64775000 | CSO OFFICE FURNITURE | \$2,009.70 |
| | 4413-915-2118-64775000 | CSO OFFICE FURNITURE | \$3,000.00 |
| SAFETY TRAINING SERVICES, INC. | | | |
| 11/25/2024 | | | |

POLICE DEPARTMENT DISBURSEMENTS

DECEMBER 2024

| Vendor/ Invoice Date | Appropriation Number | Services | Amount Due |
|---|-----------------------------|-------------------------------|---------------------|
| | 1101-204-0100-63605000 | SERVICE FIRE EXTINGUISHERS | \$43.50 |
| SIRCHIE ACQUISTION COMPANY LLC 12/04/2024 | | | |
| | 1101-205-0100-62900000 | TEST KITS, ET SUPPLIES | \$310.59 |
| SKLAREWITZ UNIFORMS 12/02/2024 | | | |
| | 1101-204-0300-62900000 | VIPS SUPPLIES | \$227.80 |
| TRANS UNION LLC 11/30/2024 | | | |
| | 1101-201-0100-63116000 | PROFESSIONAL SERVICES | \$186.94 |
| TREASURER OF STATE OF INDIANA 11/18/2024 | | | |
| | 1101-201-0100-63605000 | ANNUAL AGREEMENT | \$650.00 |
| VALVOLINE INC 11/19/2024 | | | |
| | 1101-204-0100-63605000 | OIL CHANGE SERVICES | \$125.07 |
| 11/20/2024 | | | |
| | 1101-204-0100-63605000 | OIL CHANGE SERVICES | \$105.28 |
| 11/09/2024 | | | |
| | 1101-204-0100-63605000 | OIL CHANGE SERVICES | \$125.07 |
| 11/30/2024 | | | |
| | 1101-204-0100-63605000 | OIL CHANGE SERVICES | \$105.28 |
| VIGILANT SOLUTIONS LLC 08/23/2024 | | | |
| | 2547-201-0100-63611000 | ANNUAL SUBSCRIPTION FOR LPR'S | \$5,148.00 |
| | | Grand Total: | \$701,562.64 |

POLICE DEPARTMENT DISBURSEMENTS

JANUARY 2025

| Vendor/ Invoice Date | Appropriation Number | Services | Amount Due |
|---|-----------------------------|---------------------------------------|-------------------|
| ACME SPORTS INC | | | |
| 12/26/2024 | 2240-201-0100-62912000 | AMMO/GUN SUPPLIES | \$5,526.00 |
| ALL CITY MANAGEMENT SERVICES INC | | | |
| 12/31/2024 | 2240-210-0100-63105000 | CROSSING GUARD SERVICES | \$4,542.40 |
| 12/18/2024 | 2240-210-0100-63105000 | CROSSING GUARD SERVICES | \$9,071.44 |
| APC STORE | | | |
| 12/13/2024 | 1101-204-0100-62900000 | REPAIR PARTS | \$415.77 |
| 01/02/2025 | 1101-204-0100-62900000 | REPAIR PARTS | \$643.08 |
| AT&T MOBILITY-CC | | | |
| 01/04/2025 | 2547-114-0200-63205000 | OTHER COMMUNICATION | \$765.71 |
| BAYCOM INC | | | |
| 12/31/2024 | 4445-201-0100-64775000 | INSTALL KITS | \$64,295.00 |
| BB GREENS LLC | | | |
| 12/06/2024 | 2300-204-0100-65150K90 | K9 SWEATSHIRTS/TSHIRTS | \$0.00 |
| | 2300-204-0100-65150KE0 | K9 SWEATSHIRTS/TSHIRTS | \$5,200.00 |
| BUREAU OF MOTOR VEHICLES | | | |
| 01/08/2025 | 1101-201-0100-62900000 | REGISTRATIONS & PLATES | \$90.00 |
| CHICAGO COMMUNICATIONS LLC | | | |
| 12/20/2024 | 4445-201-0100-64775000 | PARTS & LABOR FOR NEW SQUADS INSTALLS | \$7,735.65 |
| 12/20/2024 | 4445-201-0100-64775000 | PARTS & LABOR FOR NEW SQUADS INSTALLS | \$1,906.00 |
| CROWN POINT POLICE DEPARTMENT | | | |
| 12/11/2024 | 1101-201-0100-63908000 | MEMBERSHIP DUES/MEET EXP | \$500.00 |
| EARL'S LOCKSMITH SHOP | | | |
| 12/13/2024 | 1101-204-0100-62900000 | KEYS | \$70.00 |
| ELAN FINANCIAL SERVICES | | | |
| 12/27/2024 | 1101-204-0100-63605000 | PROFESSIONAL SERVICES | \$417.10 |
| | 4402-204-0100-62221000 | GAS FOR NEW SQUADS | \$205.95 |
| | 1101-201-0100-63908000 | PRIME MEMBERSHIP | \$14.99 |
| | 2300-204-0100-65150K90 | K9 FOOD | \$110.48 |
| | 2592-201-0100-63991000 | HOTEL FOR TRAINING | \$665.00 |
| | 2300-200-6600-65150000 | SHOP WITH A COP | \$2,729.17 |
| FED EX | | | |
| 01/01/2025 | 1101-201-0100-63202000 | EXPRESS MAILING SERVICES | \$95.10 |

POLICE DEPARTMENT DISBURSEMENTS

JANUARY 2025

| Vendor/ Invoice Date | Appropriation Number | Services | Amount Due |
|--------------------------------------|-----------------------------|--------------------------|-------------------|
| 12/25/2024 | | | |
| | 1101-201-0100-63202000 | EXPRESS MAILING SERVICES | \$6.76 |
| 12/18/2024 | | | |
| | 1101-201-0100-63202000 | EXPRESS MAILING SERVICES | \$52.64 |
| INDIANA GROCERY GROUP LLC | | | |
| 12/11/2024 | | | |
| | 2590-201-0100-62900000 | OTHER SUPPLIES | \$149.50 |
| JOSEPH BRANDNER | | | |
| 01/16/2025 | | | |
| | 2592-201-0100-63991000 | EDUCATION/TRAINING | \$445.08 |
| JUSTICE CLEARINGHOUSE LLC | | | |
| 11/04/2024 | | | |
| | 1101-201-0100-63991000 | EDUCATION/TRAINING | \$734.00 |
| LITHOGRAPHIC COMMUNICATIONS | | | |
| 11/30/2024 | | | |
| | 1101-201-0100-63301000 | PRINTING | \$1,350.00 |
| MOTOROLA | | | |
| 12/18/2024 | | | |
| | 2240-201-0100-63611000 | ANNUAL SERVICE AGREEMENT | \$20,130.00 |
| MUNSTER ANIMAL HOSPITAL | | | |
| 12/30/2024 | | | |
| | 2300-204-0100-65150K90 | VET SERVICES | \$595.77 |
| NAPLETON RIVER OAKS | | | |
| 12/07/2024 | | | |
| | 1101-204-0100-62900000 | PARTS | \$239.20 |
| | 1101-204-0100-63605000 | SERVICE | \$0.00 |
| 01/03/2025 | | | |
| | 1101-204-0100-62900000 | PARTS | \$679.38 |
| | 1101-204-0100-63605000 | SERVICE | \$0.00 |
| 12/20/2024 | | | |
| | 1101-204-0100-62900000 | PARTS | \$56.81 |
| | 1101-204-0100-63605000 | SERVICE | \$0.00 |
| 12/05/2024 | | | |
| | 1101-204-0100-63605000 | OTHER MAINT SERVICES | \$2,161.82 |
| NEXTHILL CAPITAL PARTNERS LLC | | | |
| 01/02/2025 | | | |
| | 1101-204-0100-61307000 | UNIFORMS | \$835.46 |
| 01/02/2025 | | | |
| | 1101-204-0100-61307000 | UNIFORMS | \$510.46 |
| 01/02/2025 | | | |
| | 1101-204-0100-61307000 | UNIFORMS | \$1,248.46 |
| 12/20/2024 | | | |
| | 1101-204-0100-61307000 | UNIFORMS | \$62.00 |
| 12/18/2024 | | | |
| | 1101-204-0100-61307000 | UNIFORMS | \$184.00 |
| NW INDIANA LAW ENFORCEMENT | | | |
| 11/25/2024 | | | |
| | 2592-201-0100-63991000 | EDUCATION/TRAINING | \$6,140.00 |
| O'HARA'S SPORTS INC | | | |

POLICE DEPARTMENT DISBURSEMENTS

JANUARY 2025

| Vendor/ Invoice Date | Appropriation Number | Services | Amount Due |
|---|-----------------------------|-----------------------|---------------------|
| 01/03/2025 | 2300-203-6500-65150000 | CHOICE ITEMS | \$744.50 |
| RIDGEWAY PETROLEUM INC | | | |
| 12/13/2024 | 1101-204-0100-63605000 | CAR WASH SERVICES | \$692.00 |
| ROTARY CLUB OF MUNSTER | | | |
| 12/04/2024 | 1101-201-0100-63908000 | DUES & MEALS | \$164.00 |
| TOWN OF HIGHLAND POLICE DEPARTMENT | | | |
| 01/07/2025 | 1101-201-0100-63119000 | ANIMAL SERVICES | \$1,600.00 |
| TRANS UNION LLC | | | |
| 12/30/2024 | 1101-201-0100-63116000 | PROFESSIONAL SERVICES | \$105.00 |
| UNIFORMS DIRECT LLC | | | |
| 01/03/2025 | 1101-204-0100-61307000 | ACADEMY UNIFORMS | \$348.00 |
| 01/03/2025 | 1101-204-0100-61307000 | ACADEMY UNIFORMS | \$353.00 |
| 01/03/2025 | 1101-204-0100-61307000 | ACADEMY UNIFORMS | \$353.00 |
| VALVOLINE INC | | | |
| 01/08/2025 | 1101-204-0100-63605000 | OIL CHANGES | \$125.07 |
| 01/10/2025 | 1101-204-0100-63605000 | OIL CHANGES | \$105.28 |
| 12/11/2024 | 1101-204-0100-63605000 | OTHER MAINT SERVICES | \$105.28 |
| 12/09/2024 | 1101-204-0100-63605000 | OTHER MAINT SERVICES | \$105.28 |
| 12/26/2024 | 1101-204-0100-63605000 | OIL CHANGES | \$105.28 |
| 12/30/2024 | 1101-204-0100-63605000 | OIL CHANGES | \$105.28 |
| | | Grand Total: | \$145,591.15 |

| Date | Trip # | Call Time | Cause | Response Time (Min) | Time To Pt (Min) | ResponseDelay | Dest | Unit |
|-----------|--------|-----------|-------------------------------|---------------------|------------------|---------------|------|------|
| 11/1/2024 | 1 | 4:26:39 | Breathing Problems | 0:05:36 | 0:06:20 | 1 | CHM | 2261 |
| | 2 | 8:07:37 | Syncopal/Unconscious | 0:05:16 | 0:06:05 | 2 | FHM | 2261 |
| | 3 | 8:39:29 | Falls | 0:02:19 | 0:03:43 | | CHM | 1114 |
| | 4 | 9:55:28 | Falls | 0:01:11 | 0:02:20 | | CHM | 1114 |
| 11/2/2024 | 5 | 14:47:15 | Difficulty Breathing | 0:03:17 | 0:04:39 | | CHM | 1123 |
| | 6 | 0:08:52 | Syncopal/Unconscious | 0:03:12 | 0:04:10 | | NT | 2261 |
| | 7 | 5:23:09 | Falls | 0:03:23 | 0:04:45 | | CHM | 1123 |
| | 8 | 9:06:46 | Traumatic Injuries (Specific) | 0:03:04 | 0:04:17 | | CHM | 1114 |
| | 9 | 9:50:20 | Falls | 0:01:17 | 0:02:35 | | CHM | 2262 |
| | 10 | 10:23:45 | Psychiatric/Behavioral | 0:02:01 | 0:03:13 | | CHM | 2262 |
| | 11 | 12:41:43 | Diabetic Problems | 0:01:55 | 0:03:15 | | NT | 2262 |
| | 12 | 13:58:15 | Breathing Problems | 0:02:12 | 0:03:42 | | CHM | 1114 |
| 11/3/2024 | 13 | 5:58:55 | Lift Assist | 0:08:02 | 0:08:50 | 3 | NT | 2263 |
| | 14 | 7:24:33 | Lift Assist | 0:01:08 | 0:02:30 | | NT | 2263 |
| | 15 | 7:04:26 | Falls | 0:02:25 | 0:02:47 | | CHM | 1123 |
| | 16 | 8:40:14 | Unknown Problem | 0:02:24 | 0:03:19 | | CHM | 2262 |
| | 17 | 9:06:13 | Sick Person | 0:02:29 | 0:03:25 | | CHM | 2261 |
| | 18 | 8:29:00 | Falls | 0:06:06 | 0:07:06 | 4 | CHM | 2262 |
| | 19 | 13:51:19 | Psychiatric/Behavioral | 0:02:33 | 0:03:37 | | CHM | 2261 |
| | 20 | 14:18:46 | Syncopal/Unconscious | 0:02:09 | 0:03:52 | | NT | 2263 |
| 11/4/2024 | 21 | 23:11:04 | Sick Person | 0:03:42 | 0:03:26 | | CHM | 1114 |
| | 22 | 8:54:22 | Breathing Problems | 0:02:52 | 0:04:12 | | CHM | 1114 |
| | 23 | 9:41:37 | Psychiatric/Behavioral | 0:04:24 | 0:05:54 | 5 | FHD | 1123 |
| | 24 | 10:44:18 | Sick Person | 0:03:25 | 0:04:15 | | CHM | 2261 |
| | 25 | 11:34:53 | Difficulty Breathing | 0:02:59 | 0:04:58 | | FHM | 2262 |
| | 26 | 12:01:51 | Bleeding (Uncontrolled) | 0:04:37 | 0:05:09 | 6 | CHM | 2261 |
| | 27 | 14:45:03 | Breathing Problems | 0:03:27 | 0:04:17 | | CHM | 2261 |
| | 28 | 15:20:01 | Chest Pain | 0:02:33 | 0:03:37 | | NT | 2262 |
| 11/5/2024 | 29 | 16:30:00 | Abdominal Pain | 0:04:44 | 0:05:30 | 7 | CHM | 2262 |
| | 30 | 17:29:34 | Falls | 0:03:04 | 0:04:24 | | NT | 2261 |
| | 31 | 18:03:50 | Falls | 0:01:10 | 0:02:34 | | CHM | 1114 |
| | 32 | 19:53:28 | Stroke/CVA | 0:02:43 | 0:02:58 | | CHM | 1123 |
| | 33 | 4:02:26 | Lift Assist | 0:04:29 | 0:05:08 | 8 | NT | 2263 |
| | 34 | 9:53:24 | Heart Problems | 0:02:56 | 0:03:36 | | FHM | 1114 |
| | 35 | 13:23:05 | Stroke/CVA | 0:03:13 | 0:04:33 | | FHM | 1114 |
| | 36 | 14:49:58 | Abdominal Pain | 0:00:37 | 0:01:02 | | NT | 2262 |
| 11/6/2024 | 37 | 15:36:11 | Difficulty Breathing | 0:03:42 | 0:04:09 | | CHM | 1114 |
| | 38 | 16:37:38 | Unknown Problem | 0:06:29 | 0:07:22 | 9 | CHM | 2262 |
| | 39 | 19:46:58 | Breathing Problems | 0:01:35 | 0:02:56 | | CHM | 1114 |
| | 40 | 21:47:27 | Fire Standby | 0:02:53 | 0:04:13 | | NT | 2262 |
| | 41 | 22:49:39 | Lift Assist | 0:02:50 | 0:03:53 | | CHM | 2262 |
| | 42 | 12:06:51 | Allergic Reaction | 0:02:43 | 0:04:03 | | FHM | 1123 |
| | 43 | 13:06:33 | Difficulty Breathing | 0:06:04 | 0:07:13 | 10 | CHM | 1114 |
| | 44 | 14:36:50 | Falls | 0:02:44 | 0:04:04 | | CHM | 1123 |
| 11/6/2024 | 45 | 15:18:59 | Sick Person | 0:02:41 | 0:03:51 | | CHM | 1123 |
| | 46 | 17:39:00 | Chest Pain | 0:01:24 | 0:02:54 | | CHM | 1123 |
| | 47 | 21:54:17 | Pregnancy/Childbirth | 0:03:07 | 0:04:52 | | CHM | 2261 |
| | 48 | 0:24:32 | Lift Assist | 0:02:40 | 0:04:02 | | CHM | 1123 |

| | | | | | | | |
|----|----------|--------------------------------------|---------|---------|----|-----|--------|
| 49 | 2:20:17 | Assault/Rape | 0:04:45 | 0:06:15 | 11 | NT | 2261 |
| 50 | 6:16:28 | Lift Assist | 0:06:09 | 0:07:39 | 12 | NT | 2262 |
| 51 | 10:05:48 | Fire Standby | 0:02:16 | 0:04:06 | | NT | 2262 |
| 52 | 11:05:35 | Sick Person | 0:01:58 | 0:02:50 | | NT | 2262 |
| 53 | 11:34:10 | Sick Person | 0:02:26 | 0:03:53 | | CHM | 2262 |
| 54 | 12:12:02 | Falls | 0:03:45 | 0:04:35 | | CHM | 2261 |
| 55 | 12:32:40 | Sick Person | 0:02:45 | 0:04:55 | | CHM | 2262 |
| 56 | 12:54:26 | Sick Person | 0:05:27 | 0:06:38 | 13 | CHM | 2261 |
| 57 | 13:57:53 | Chest Pain | 0:03:07 | 0:04:18 | | CHM | 2262 |
| 58 | 17:12:18 | Falls | 0:02:20 | 0:02:54 | | CHM | 1114 |
| 59 | 21:24:10 | Falls | 0:06:00 | 0:06:30 | 14 | CHM | 1123 |
| 60 | 22:21:10 | Breathing Problems | 0:00:51 | 0:02:24 | | CHM | 1114 |
| 61 | 22:46:57 | Sick Person | 0:04:32 | 0:05:03 | 15 | NT | 2262 |
| 62 | 15:58:19 | Unknown Problem | 0:02:16 | 0:03:23 | | NT | 2261 |
| 63 | 19:32:13 | Bleeding (Controlled) | 0:04:48 | 0:05:32 | 16 | FHM | 1114 |
| 64 | 21:57:54 | Falls | 0:01:35 | 0:01:38 | | CHM | 1123 |
| 65 | 23:02:23 | Sick Person | 0:04:23 | 0:04:28 | | CHM | 1114 |
| 66 | 3:46:48 | Bleeding (Controlled) | 0:02:47 | 0:02:53 | | CHM | 2262 |
| 67 | 7:55:05 | Falls | 0:00:22 | 0:01:46 | | FHM | 1114 |
| 68 | 12:24:28 | Cardiac or Respiratory Arrest/Death | 0:02:59 | 0:04:55 | | NT | 2262 |
| 69 | 13:09:26 | Falls | 0:03:23 | 0:04:54 | | CHM | 1114 |
| 70 | 16:11:26 | MVA | 0:03:14 | 0:03:58 | | NT | 2262 |
| 71 | 16:34:08 | Sick Person | 0:01:08 | 0:02:20 | | CHM | 2262 |
| 72 | 20:49:33 | Bleeding - Hemorrhage (other) | 0:02:33 | 0:04:03 | | FHM | 1123 |
| 73 | 22:33:56 | Sick Person | 0:02:54 | 0:03:46 | | CHM | 1114 |
| 74 | 2:53:33 | Sick Person | 0:04:31 | 0:05:00 | | FHM | 1123 |
| 75 | 3:11:29 | Heart Problems | 0:04:48 | 0:04:19 | | CHM | 2261 |
| 76 | 8:44:14 | Falls | 0:03:28 | 0:04:20 | | NT | 2283 |
| 77 | 10:31:21 | Difficulty Breathing | 0:03:04 | 0:04:43 | | CHM | 2261 |
| 78 | 11:57:33 | Falls | 0:04:54 | 0:05:00 | | CHM | 1123 |
| 79 | 12:04:21 | Difficulty Breathing | 0:03:28 | 0:03:52 | | FHM | 2261 |
| 80 | 12:24:53 | Falls | 0:04:25 | 0:05:25 | 17 | FHM | 1102 |
| 81 | 16:18:37 | Difficulty Breathing | 0:02:57 | 0:04:38 | | FHM | 2262 |
| 82 | 7:27:06 | Sick Person | 0:06:54 | 0:07:54 | 18 | FHM | 2261 |
| 83 | 8:40:09 | Falls | 0:01:36 | 0:01:51 | | CHM | 2262 |
| 84 | 9:41:52 | Unknown Problem | 0:04:00 | 0:04:08 | | CHM | 2262 |
| 85 | 11:47:10 | Chest Pain | 0:03:47 | 0:04:48 | | CHM | 2261 |
| 86 | 12:09:31 | Sick Person | 0:01:11 | 0:02:53 | | NT | 1145.E |
| 87 | 12:30:10 | MVA | 0:01:39 | 0:02:40 | | NT | 1145.E |
| 88 | 13:54:41 | Unresponsive | 0:03:11 | 0:04:39 | | NT | 1145.E |
| 89 | 14:09:50 | Sick Person | 0:07:07 | 0:07:40 | 19 | CHM | 2262 |
| 90 | 14:11:17 | Falls | 0:04:31 | 0:04:44 | | NT | 1145.E |
| 91 | 14:21:34 | Unknown Problem | 0:11:41 | 0:13:07 | 20 | NT | 5262 |
| 92 | 16:13:10 | Falls | 0:02:19 | 0:03:24 | | NT | 1145.E |
| 93 | 18:40:26 | Falls | 0:01:50 | 0:02:44 | | CHM | 2262 |
| 94 | 23:13:59 | Lift Assist | 0:07:30 | 0:08:46 | 21 | NT | 2261 |
| 95 | 8:38:09 | Psychiatric/Behavioral | 0:02:55 | 0:04:28 | | FHD | 2262 |
| 96 | 12:17:22 | Allergic Reaction (Life Threatening) | 0:03:19 | 0:04:36 | | CHM | 2261 |
| 97 | 12:55:17 | Fire Standby | 0:03:24 | 0:04:17 | | NT | 2262 |

| | | | | | | | | |
|------------|-----|----------|-------------------------------------|---------|---------|----|-----|------|
| 11/12/2024 | 98 | 12:59:46 | Unresponsive | 0:03:25 | 0:04:46 | | CHM | 2261 |
| | 99 | 13:28:00 | Fire Standby | 0:04:29 | 0:04:29 | 22 | NT | 2263 |
| | 100 | 15:33:52 | Sick Person | 0:02:05 | 0:02:32 | | FHM | 1123 |
| | 101 | 17:47:30 | Stroke/CVA | 0:04:15 | 0:04:53 | | CHM | 1114 |
| | 102 | 19:06:15 | Convulsions/Seizures | 0:00:53 | 0:01:45 | | NT | 2262 |
| | 103 | 22:31:31 | Falls | 0:00:19 | 0:01:34 | | NT | 2263 |
| | 104 | 0:40:07 | Lift Assist | 0:01:47 | 0:02:55 | | NT | 2263 |
| | 105 | 1:13:57 | Sick Person | 0:01:08 | 0:02:20 | | CHM | 2261 |
| | 106 | 4:59:14 | Lift Assist | 0:05:43 | 0:06:59 | 23 | CHM | 1114 |
| 11/13/2024 | 107 | 11:06:37 | Syncopal/Unconscious | 0:01:44 | 0:03:19 | | CHM | 2261 |
| | 108 | 16:04:09 | Syncopal/Unconscious | 0:02:47 | 0:04:16 | | CHM | 1123 |
| | 109 | 4:57:10 | Cardiac or Respiratory Arrest/Death | 0:01:49 | 0:03:08 | | NT | 2261 |
| | 110 | 6:10:30 | Sick Person | 0:02:19 | 0:02:54 | | CHM | 1123 |
| | 111 | 7:48:55 | Breathing Problems | 0:03:36 | 0:04:50 | | CHM | 1114 |
| | 112 | 8:49:35 | Stroke/CVA | 0:02:44 | 0:04:19 | | CHM | 1123 |
| | 113 | 9:20:50 | Heart Problems | 0:01:33 | 0:02:55 | | CHM | 1114 |
| | 114 | 9:32:32 | Syncopal/Unconscious | 0:00:30 | 0:01:28 | | CHM | 2262 |
| 11/14/2024 | 115 | 9:44:10 | Falls | 0:00:35 | 0:00:53 | | FHM | 1964 |
| | 116 | 10:50:08 | Chest Pain | 0:03:17 | 0:04:15 | | CHM | 2261 |
| | 117 | 14:12:31 | Sick Person | 0:04:06 | 0:04:59 | | NT | 2262 |
| | 118 | 18:02:57 | Sick Person | 0:04:05 | 0:04:55 | | NT | 2263 |
| | 119 | 18:07:15 | Stroke/CVA | 0:02:20 | 0:03:34 | | FHM | 2261 |
| | 120 | 18:22:03 | Lift Assist | 0:09:43 | 0:10:39 | 24 | NT | 1964 |
| | 121 | 1:48:45 | Sick Person | 0:04:09 | 0:04:51 | | CHM | 1123 |
| | 122 | 7:56:51 | Unknown Problem | 0:04:19 | 0:04:19 | | NT | 2263 |
| | 123 | 9:12:10 | Heart Problems | 0:03:22 | 0:04:38 | | CHM | 2261 |
| | 124 | 10:37:18 | Syncopal/Unconscious | 0:02:00 | 0:03:20 | | CHM | 1123 |
| 11/15/2024 | 125 | 11:14:18 | Sick Person | 0:01:32 | 0:02:39 | | NT | 2261 |
| | 126 | 12:06:08 | Falls | 0:02:30 | 0:03:37 | | FHM | 1114 |
| | 127 | 14:03:46 | Sick Person | 0:01:01 | 0:03:04 | | CHM | 1114 |
| | 128 | 14:25:18 | Falls | 0:00:30 | 0:02:16 | | NT | 2262 |
| | 129 | 15:55:09 | Unresponsive | 0:00:40 | 0:00:51 | | NT | 2262 |
| | 130 | 11:18:04 | Sick Person | 0:04:14 | 0:04:54 | | CHM | 2261 |
| | 131 | 13:46:30 | Fire Standby | 0:00:54 | 0:02:16 | | NT | 2263 |
| | 132 | 14:41:49 | Sick Person | 0:01:10 | 0:01:37 | | FHM | 1123 |
| 11/16/2024 | 133 | 15:09:19 | Syncopal/Unconscious | 0:02:42 | 0:04:28 | | NT | 2261 |
| | 134 | 15:51:04 | Falls | 0:00:28 | 0:02:05 | | NT | 2261 |
| | 135 | 15:15:05 | Sick Person | 0:01:07 | 0:02:37 | | NT | 2263 |
| | 136 | 16:41:11 | Falls | 0:07:51 | 0:09:23 | 25 | NT | 2261 |
| | 137 | 22:21:35 | Stroke/CVA | 0:04:39 | 0:04:55 | | CHM | 1123 |
| | 138 | 0:30:20 | Assault/Rape | 0:06:54 | 0:08:04 | 26 | NT | 2263 |
| | 139 | 10:06:21 | Unknown Problem | 0:03:07 | 0:03:39 | | FHM | 2262 |
| | 140 | 13:00:17 | Sick Person | 0:03:51 | 0:04:50 | | CHM | 2261 |
| | 141 | 13:58:54 | Fire Standby | 0:02:57 | 0:03:36 | | NT | 2262 |
| 11/17/2024 | 142 | 14:44:23 | Fire Standby | 0:04:36 | 0:04:36 | 27 | NT | 2263 |
| | 143 | 15:05:12 | Abdominal Pain | 0:02:39 | 0:04:07 | | CHM | 2261 |
| | 144 | 16:56:56 | Cardiac or Respiratory Arrest/Death | 0:02:21 | 0:03:34 | | NT | 2262 |
| | 145 | 18:17:13 | Cardiac or Respiratory Arrest/Death | 0:02:30 | 0:03:57 | | NT | 2263 |
| | 146 | 18:17:13 | Cardiac or Respiratory Arrest/Death | 0:02:30 | 0:03:29 | | CHM | 2261 |

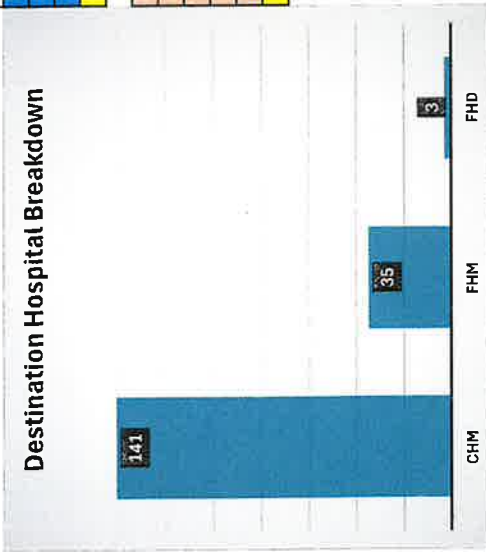
| | | | | | | | |
|-----|----------|--|--|---------|---------|-----|------|
| 147 | 20:05:53 | Falls | | 0:01:45 | 0:02:16 | CHM | 1114 |
| 148 | 0:36:49 | Unresponsive | | 0:00:32 | 0:01:53 | CHM | 1123 |
| 149 | 2:02:32 | Chest Pain | | 0:00:19 | 0:01:38 | FHM | 1114 |
| 150 | 11:39:20 | Fire Standby | | 0:03:34 | 0:04:55 | NT | 2262 |
| 151 | 13:55:30 | Falls | | 0:04:06 | 0:04:33 | NT | 2263 |
| 152 | 15:09:05 | Breathing Problems | | 0:04:21 | 0:04:58 | CHM | 2261 |
| 153 | 16:49:41 | Falls | | 0:01:48 | 0:03:21 | CHM | 2262 |
| 154 | 17:11:56 | Convulsions/Seizures | | 0:09:57 | 0:10:42 | CHM | 2261 |
| 155 | 19:56:09 | Falls | | 0:01:52 | 0:01:12 | CHM | 1123 |
| 156 | 21:10:35 | Fire Standby | | 0:05:42 | 0:05:42 | NT | 2263 |
| 157 | 23:20:48 | Lift Assist | | 0:02:11 | 0:03:12 | NT | 2263 |
| 158 | 0:06:25 | Sick Person | | 0:00:34 | 0:01:24 | CHM | 1114 |
| 159 | 0:47:20 | Sick Person | | 0:02:22 | 0:03:14 | FHM | 1114 |
| 160 | 5:54:04 | Fire Standby | | 0:01:19 | 0:02:30 | NT | 2262 |
| 161 | 7:23:29 | Difficulty Breathing | | 0:03:02 | 0:04:05 | NT | 2263 |
| 162 | 9:05:22 | Sick Person | | 0:01:51 | 0:03:24 | CHM | 1123 |
| 163 | 10:26:18 | Falls | | 0:02:15 | 0:03:16 | FHM | 1114 |
| 164 | 10:53:57 | Breathing Problems | | 0:04:28 | 0:04:59 | CHM | 2262 |
| 165 | 14:01:42 | Sick Person | | 0:04:37 | 0:04:58 | CHM | 1114 |
| 166 | 14:55:51 | Bleeding - Hemorrhage (other) | | 0:03:08 | 0:04:09 | CHM | 1123 |
| 167 | 16:43:52 | Falls | | 0:02:33 | 0:04:00 | CHM | 2261 |
| 168 | 21:35:47 | Falls | | 0:02:52 | 0:04:15 | CHM | 1123 |
| 169 | 6:09:47 | Falls | | 0:06:14 | 0:06:52 | FHM | 2261 |
| 170 | 10:22:36 | Sick Person | | 0:01:36 | 0:01:59 | CHM | 1114 |
| 171 | 12:36:34 | Unknown Problem | | 0:03:06 | 0:03:26 | FHM | 2262 |
| 172 | 15:26:09 | Sick Person | | 0:06:58 | 0:07:58 | CHM | 2261 |
| 173 | 17:17:28 | MVA | | 0:02:18 | 0:03:26 | CHM | 1123 |
| 174 | 17:27:09 | Fire Standby | | 0:03:15 | 0:04:45 | NT | 2261 |
| 175 | 17:44:28 | Allergic Reaction (Non-Life Threatening) | | 0:00:54 | 0:01:32 | CHM | 1964 |
| 176 | 20:54:15 | Psychiatric/Behavioral | | 0:02:14 | 0:03:19 | CHM | 1123 |
| 177 | 21:35:09 | Sick Person | | 0:03:30 | 0:04:31 | FHM | 1114 |
| 178 | 23:59:18 | Chest Pain | | 0:04:15 | 0:04:45 | FHM | 1123 |
| 179 | 2:37:56 | Falls | | 0:03:14 | 0:04:34 | CHM | 1114 |
| 180 | 8:24:43 | Syncopal/Unconscious | | 0:02:54 | 0:03:57 | NT | 2263 |
| 181 | 9:23:45 | Chest Pain | | 0:03:57 | 0:04:54 | CHM | 2261 |
| 182 | 12:51:17 | Sick Person | | 0:03:39 | 0:04:40 | CHM | 1114 |
| 183 | 15:46:35 | Heart Problems | | 0:02:21 | 0:04:05 | CHM | 2262 |
| 184 | 1:56:49 | Sick Person | | 0:04:59 | 0:04:21 | CHM | 1114 |
| 185 | 10:04:34 | Bleeding (Uncontrolled) | | 0:03:12 | 0:04:31 | CHM | 2262 |
| 186 | 14:02:00 | Convulsions/Seizures | | 0:00:22 | 0:01:51 | NT | 2261 |
| 187 | 15:07:26 | Sick Person | | 0:02:46 | 0:03:44 | CHM | 1123 |
| 188 | 6:57:10 | Sick Person | | 0:05:09 | 0:06:09 | FHM | 1123 |
| 189 | 6:57:10 | Fire Standby | | 0:05:09 | 0:05:09 | NT | 2261 |
| 190 | 10:29:13 | Traumatic Injuries (Specific) | | 0:02:59 | 0:03:47 | CHM | 1114 |
| 191 | 11:07:35 | Cardiac or Respiratory Arrest/Death | | 0:01:50 | 0:03:20 | NT | 2262 |
| 192 | 11:39:09 | Sick Person | | 0:03:25 | 0:04:46 | CHM | 1123 |
| 193 | 12:49:50 | Heart Problems | | 0:04:42 | 0:05:25 | FHM | 2261 |
| 194 | 14:28:29 | MVA | | 0:04:00 | 0:04:47 | FHM | 2262 |

| | | | | | | | | |
|------------|-----|----------|------------------------------------|---------|---------|----|-----|------|
| 11/24/2024 | 195 | 18:23:00 | Alcohol Intoxication/Drug Overdose | 0:03:23 | 0:04:53 | | NT | 2263 |
| | 196 | 3:27:56 | Abdominal Pain | 0:05:04 | 0:05:04 | | NT | 2263 |
| | 197 | 4:21:36 | Sick Person | 0:01:43 | 0:03:02 | | FHM | 1114 |
| | 198 | 9:06:17 | Lift Assist | 0:03:57 | 0:04:48 | | NT | 2263 |
| | 199 | 9:05:51 | Lift Assist | 0:04:10 | 0:05:31 | 35 | CHM | 2261 |
| | 200 | 11:18:43 | Bleeding - Hemorrhage (other) | 0:02:41 | 0:04:16 | | CHM | 2262 |
| | 201 | 11:39:55 | Abdominal Pain | 0:06:42 | 0:07:44 | 36 | CHM | 2261 |
| | 202 | 11:52:53 | Difficulty Breathing | 0:01:32 | 0:02:11 | | CHM | 1128 |
| | 203 | 13:03:11 | Sick Person | 0:02:24 | 0:03:47 | | CHM | 2262 |
| | 204 | 13:53:49 | Psychiatric/Behavioral | 0:06:21 | 0:07:50 | 37 | FHD | 2261 |
| | 205 | 14:40:21 | Falls | 0:00:44 | 0:02:14 | | NT | 2263 |
| | 206 | 15:17:52 | Falls | 0:01:48 | 0:02:09 | | NT | 2263 |
| | 207 | 22:30:14 | Syncope/Unconscious | 0:04:15 | 0:04:34 | | NT | 2261 |
| | 208 | 4:08:05 | Falls | 0:04:45 | 0:04:59 | | NT | 2263 |
| | 209 | 4:11:13 | Breathing Problems | 0:07:52 | 0:09:25 | 38 | CHM | 2261 |
| | 210 | 5:48:10 | Sick Person | 0:05:34 | 0:06:06 | 39 | FHM | 2262 |
| | 211 | 7:53:24 | Sick Person | 0:03:26 | 0:04:31 | | CHM | 1114 |
| | 212 | 8:10:14 | Falls | 0:02:53 | 0:04:59 | | CHM | 2262 |
| | 213 | 9:59:43 | Falls | 0:03:07 | 0:04:08 | | CHM | 2261 |
| | 214 | 10:03:21 | Chest Pain | 0:03:21 | 0:04:37 | | FHM | 2262 |
| | 215 | 10:04:48 | Chest Pain | 0:08:01 | 0:10:09 | 40 | CHM | 5262 |
| | 216 | 10:56:06 | Chest Pain | 0:02:53 | 0:03:14 | | CHM | 1114 |
| 11/25/2024 | 217 | 11:35:47 | Difficulty Breathing | 0:02:20 | 0:04:37 | | FHM | 2262 |
| | 218 | 12:18:32 | Falls | 0:01:23 | 0:03:02 | | CHM | 1114 |
| | 219 | 13:19:48 | Chest Pain | 0:01:56 | 0:02:57 | | NT | 2263 |
| | 220 | 15:38:54 | Psychiatric/Behavioral | 0:02:38 | 0:03:48 | | CHM | 2261 |
| | 221 | 16:59:18 | Chest Pain | 0:03:25 | 0:03:45 | | CHM | 2262 |
| | 222 | 17:08:23 | Falls | 0:04:18 | 0:04:50 | | CHM | 2261 |
| | 223 | 17:45:03 | Falls | 0:01:29 | 0:03:45 | | CHM | 2262 |
| | 224 | 17:46:08 | Unresponsive | 0:08:23 | 0:09:51 | 41 | CHM | 5261 |
| | 225 | 20:23:17 | Falls | 0:01:49 | 0:03:20 | | NT | 2263 |
| | 226 | 22:55:58 | Falls | 0:03:34 | 0:04:34 | | CHM | 1123 |
| | 227 | 6:14:24 | Assault/Rape | 0:03:38 | 0:04:49 | | CHM | 2261 |
| | 228 | 6:31:58 | Abdominal Pain | 0:02:29 | 0:03:29 | | CHM | 1123 |
| | 229 | 8:59:28 | Sick Person | 0:04:20 | 0:04:46 | | FHM | 1114 |
| | 230 | 11:12:47 | Sick Person | 0:02:56 | 0:03:55 | | CHM | 1123 |
| | 231 | 11:45:26 | Abdominal Pain | 0:01:19 | 0:03:33 | | CHM | 2261 |
| | 232 | 12:25:33 | Sick Person | 0:01:37 | 0:02:27 | | CHM | 2262 |
| 11/26/2024 | 233 | 13:27:08 | Falls | 0:03:59 | 0:04:37 | | NT | 2263 |
| | 234 | 13:58:54 | Breathing Problems | 0:07:46 | 0:08:36 | 42 | CHM | 2261 |
| | 235 | 14:22:17 | Psychiatric/Behavioral | 0:12:13 | 0:13:29 | 43 | NT | 2262 |
| | 236 | 15:59:51 | Sick Person | 0:02:28 | 0:03:58 | | CHM | 1114 |
| | 237 | 16:02:58 | Sick Person | 0:03:22 | 0:03:45 | | CHM | 2262 |
| | 238 | 17:59:54 | Convulsions/Seizures | 0:01:55 | 0:02:53 | | CHM | 2261 |
| | 239 | 21:19:09 | Back Pain | 0:04:33 | 0:04:45 | | CHM | 1114 |
| | 240 | 0:21:35 | Fire Standby | 0:02:51 | 0:03:11 | | NT | 2263 |
| | 241 | 9:34:06 | Syncope/Unconscious | 0:02:13 | 0:03:33 | | CHM | 1114 |
| 11/27/2024 | 242 | 13:19:18 | Stroke/CVA | 0:00:50 | 0:02:10 | | NT | 2262 |
| | 243 | 15:17:27 | Difficulty Breathing | 0:01:25 | 0:01:40 | | CHM | 1114 |

| | 244 | 17:31:55 | MVA | | 0:01:12 | 0:03:03 | | NT | 2261 | | | | |
|------------|-----|----------|-------------------------------------|--|----------------|----------------|---------------------------|-----|------|--|--|--|--|
| | 245 | 19:26:15 | Sick Person | | 0:02:00 | 0:03:20 | | NT | 2263 | | | | |
| 11/28/2024 | 246 | 5:39:50 | Stroke/CVA | | 0:01:32 | 0:01:34 | | NT | 2263 | | | | |
| | 247 | 5:48:27 | Falls | | 0:06:09 | 0:07:12 | 44 | NT | 2262 | | | | |
| 11/29/2024 | 248 | 7:45:10 | Falls | | 0:01:54 | 0:02:38 | | NT | 2263 | | | | |
| | 249 | 8:58:41 | Chest Pain | | 0:03:06 | 0:03:17 | | CHM | 1114 | | | | |
| | 250 | 11:42:22 | Difficulty Breathing | | 0:02:16 | 0:02:38 | | CHM | 1114 | | | | |
| | 251 | 12:05:52 | Falls | | 0:04:10 | 0:04:40 | | NT | 2262 | | | | |
| 11/30/2024 | 252 | 17:36:06 | Psychiatric/Behavioral | | 0:03:57 | 0:04:55 | | FHM | 2261 | | | | |
| | 253 | 2:29:35 | Cardiac or Respiratory Arrest/Death | | 0:03:13 | 0:04:31 | | CHM | 2261 | | | | |
| | 254 | 8:56:53 | Abdominal Pain | | 0:04:11 | 0:04:57 | | CHM | 1123 | | | | |
| | 255 | 10:24:20 | Convulsions/Seizures | | 0:02:39 | 0:02:41 | | CHM | 1114 | | | | |
| | 256 | 11:00:52 | Sick Person | | 0:00:36 | 0:01:34 | | CHM | 1123 | | | | |
| | 257 | 13:16:05 | Sick Person | | 0:03:25 | 0:04:13 | | CHM | 1114 | | | | |
| | 258 | 22:43:01 | Sick Person | | 0:03:55 | 0:04:55 | | CHM | 1114 | | | | |
| | | | Average Response Time: | | 0:03:16 | 0:04:17 | Average Pt Contact | | | | | | |

| | |
|---------------------|------------|
| CHM | 141 |
| FHM | 35 |
| FHD | 3 |
| Grand Total: | 179 |

| | |
|-------------------------|------------|
| Total Transports | 179 |
| NT | 79 |
| Lift Assist | 13 |
| Fire Standbys | 13 |
| M.A. Responses | 17 |
| Grand Total: | 301 |



1. ERV filling O2, amb responding from base.
2. Crew delay, has been addressed.
3. Lift Assist, No L&S
4. Amb resp from hosp, ERV from South Fire station.
5. Staged for PD Due to nature of the call
6. No response issues found.
7. No response issues found.
8. Lift Assist, No L&S
9. Staged for PD Due to nature of the call notes
10. AMB responding from base, ERV from South Fire Station

11. Staged for PD Due to nature of the call
12. Lift Assist, No L&S
13. Amb cleared and responded from hosp, ERV from South Fire station.
14. AMB responding from base, ERV from South Fire Station
15. No response issues found.
16. No response issues found.
17. Mutual Aid
18. Amb responding from base, ERV South Fire Station
19. ERV on previous call, AMB responding from base
20. Mutual Aid
21. Lift Assist, No L&S
22. Fire Standby
23. Lift Assist, No L&S
24. Lift Assist, No L&S
25. ERV on previous call, AMB responding from base
26. Staged for PD Due to nature of the call
27. Fire Standby
28. 2261 needed for call 154. Mutual Aid dispatched. 2261 cleared and responded from call 154.
29. Fire Standby
30. Poor weather and Amb responding from base, ERV South Fire Station
31. ERV filling O2, amb responding from base.
32. Amb responding from base, ERV South Fire Station
33. Fire Standby
34. Traffic
35. Lift Assist, No L&S
36. ERV on previous call, AMB responding from base
37. Staged for PD Due to nature of the call
38. ERV on previous call, AMB responding from base
39. No L&S per callers request
40. Mutual Aid
41. Mutual Aid
42. ERV filling O2, amb responding from base.
43. Staged for PD Due to nature of the call
44. ERV on previous call, AMB responding from base

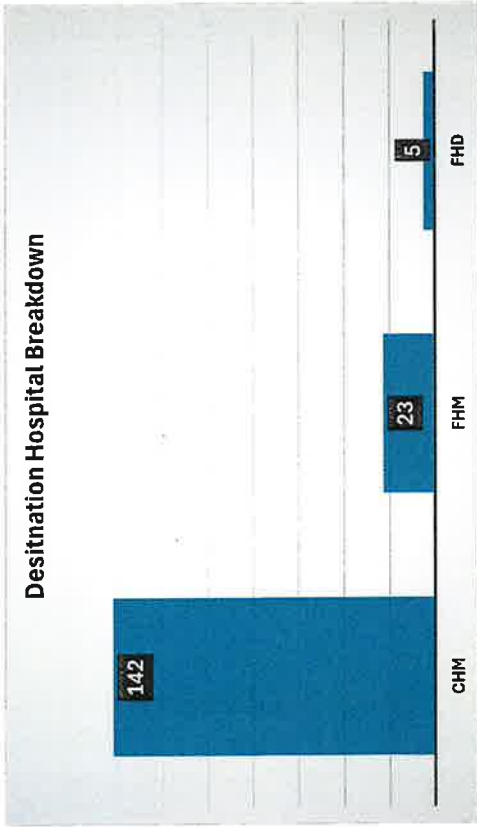
| Date | Trip# | Dispatched Time | Cause | Response Time | Time To Pt | ResponseDelay | Dest | Unit |
|-----------|----------|--|-----------------------|---------------|------------|---------------|------|------|
| 12/1/2024 | 1 | 6:44:29 | Abdominal Pain | 0:03:22 | 0:04:00 | | NT | 2263 |
| | 2 | 8:39:43 | Sick Person | 0:04:42 | 0:05:36 | 1 | FHM | 2262 |
| | 3 | 9:27:43 | Diabetic Problems | 0:02:55 | 0:04:13 | | CHM | 2261 |
| | 4 | 10:13:15 | Bleeding (Controlled) | 0:02:17 | 0:04:50 | | CHM | 2262 |
| | 5 | 12:25:13 | Syncope/Unconscious | 0:02:25 | 0:03:28 | | NT | 2261 |
| | 6 | 13:23:42 | Falls | 0:02:23 | 0:03:46 | | CHM | 2261 |
| | 7 | 14:36:05 | Chest Pain | 0:03:37 | 0:04:40 | | CHM | 1114 |
| | 8 | 15:21:42 | Sick Person | 0:01:31 | 0:02:23 | | FHM | 1123 |
| | 9 | 15:54:12 | Lift Assist | 0:03:51 | 0:04:51 | | NT | 2263 |
| | 10 | 16:45:05 | Lift Assist | 0:04:24 | 0:05:29 | 2 | NT | 2261 |
| | 11 | 17:33:07 | Shooting/Stabbing | 0:02:04 | 0:03:22 | | NT | 2261 |
| 12 | 18:16:58 | Fire Standby | 0:03:36 | 0:03:36 | | NT | 2263 | |
| 13 | 0:29:34 | Falls | 0:02:42 | 0:03:30 | | CHM | 1123 | |
| 14 | 7:24:48 | Falls | 0:00:59 | 0:02:03 | | CHM | 1114 | |
| 15 | 10:35:29 | Stroke/CVA | 0:01:38 | 0:02:31 | | CHM | 2262 | |
| 16 | 11:33:27 | Sick Person | 0:00:28 | 0:01:33 | | CHM | 2261 | |
| 17 | 11:51:10 | Sick Person | 0:03:14 | 0:03:50 | | FHM | 2262 | |
| 18 | 16:48:36 | Stroke/CVA | 0:01:47 | 0:03:05 | | CHM | 2261 | |
| 19 | 17:44:38 | Bleeding (Uncontrolled) | 0:01:27 | 0:01:48 | | CHM | 2262 | |
| 20 | 21:05:58 | Difficulty Breathing | 0:02:35 | 0:02:39 | | CHM | 1114 | |
| 21 | 22:02:51 | Lift Assist | 0:06:42 | 0:07:22 | 3 | NT | 2263 | |
| 22 | 9:56:17 | Sick Person | 0:03:42 | 0:04:57 | | CHM | 2261 | |
| 23 | 10:47:15 | MVA | 0:01:51 | 0:02:44 | | CHM | 2262 | |
| 24 | 12:30:04 | Back Pain | 0:03:55 | 0:04:57 | | CHM | 2261 | |
| 25 | 14:10:17 | Difficulty Breathing | 0:00:57 | 0:03:07 | | NT | 2263 | |
| 26 | 18:19:38 | Falls | 0:03:29 | 0:04:31 | | CHM | 1123 | |
| 27 | 19:41:37 | Falls | 0:02:30 | 0:04:00 | | CHM | 1123 | |
| 28 | 3:22:29 | Diabetic Problems | 0:04:07 | 0:04:48 | | CHM | 1114 | |
| 29 | 8:43:22 | Sick Person | 0:04:38 | 0:04:54 | | CHM | 1123 | |
| 30 | 14:37:25 | Falls | 0:01:31 | 0:02:00 | | CHM | 1114 | |
| 31 | 23:40:27 | Allergic Reaction (Non-Life Threatening) | 0:03:19 | 0:04:30 | | CHM | 1114 | |
| 32 | 2:29:48 | Falls | 0:07:59 | 0:08:16 | 4 | CHM | 1123 | |
| 33 | 7:02:07 | MVA | 0:01:05 | 0:01:54 | | NT | 2263 | |
| 34 | 14:13:46 | Cardiac or Respiratory Arrest/Death | 0:02:07 | 0:03:14 | | CHM | 2261 | |
| 35 | 15:23:43 | Syncope/Unconscious | 0:00:53 | 0:01:48 | | CHM | 2262 | |
| 36 | 16:38:11 | Breathing Problems | 0:01:45 | 0:02:20 | | CHM | 1114 | |
| 37 | 17:37:11 | Syncope/Unconscious | 0:03:01 | 0:04:46 | | CHM | 1156 | |
| 38 | 2:53:26 | Lift Assist | 0:04:42 | 0:05:42 | 5 | NT | 2263 | |
| 39 | 7:57:31 | Lift Assist | 0:04:23 | 0:05:23 | 6 | CHM | 1123 | |
| 40 | 9:53:46 | Sick Person | 0:03:06 | 0:03:44 | | FHM | 2261 | |
| 41 | 11:37:23 | Chest Pain | 0:00:20 | 0:02:05 | | CHM | 2262 | |
| 42 | 14:56:29 | Sick Person | 0:02:54 | 0:03:44 | | FHM | 1123 | |
| 43 | 16:39:25 | MVA | 0:03:23 | 0:04:41 | | CHM | 2261 | |
| 44 | 19:30:21 | MVA | 0:00:38 | 0:03:08 | | NT | 2262 | |
| 45 | 21:57:06 | Fire Standby | 0:04:49 | 0:04:49 | | NT | 2263 | |
| 46 | 22:53:49 | Chest Pain | 0:02:20 | 0:03:56 | | NT | 2261 | |
| 47 | 7:52:14 | Sick Person | 0:01:28 | 0:02:04 | | CHM | 1123 | |
| 48 | 9:42:48 | Falls | 0:02:34 | 0:04:39 | | CHM | 2262 | |
| 49 | 11:14:42 | Sick Person | 0:01:25 | 0:02:55 | | CHM | 1114 | |
| 50 | 11:27:06 | Traumatic Injuries (Specific) | 0:03:14 | 0:04:15 | | CHM | 2262 | |
| 51 | 13:17:43 | Falls | 0:03:40 | 0:04:46 | | NT | 2261 | |

| | | | | | | | |
|------------|-----|----------|---------------------------------|---------|---------|-----|------|
| | 52 | 14:17:54 | Unknown Problem | 0:03:50 | 0:04:52 | NT | 2263 |
| | 53 | 14:31:56 | Difficulty Breathing | 0:00:31 | 0:01:49 | FHM | 1123 |
| | 54 | 14:39:32 | Sick Person | 0:03:33 | 0:04:32 | NT | 2261 |
| | 55 | 20:36:44 | Sick Person | 0:02:35 | 0:03:40 | FHM | 1123 |
| | 56 | 5:28:06 | Falls | 0:00:20 | 0:01:28 | NT | 2263 |
| | 57 | 14:17:16 | Chest Pain | 0:04:16 | 0:04:58 | CHM | 1114 |
| | 58 | 16:57:03 | Falls | 0:01:38 | 0:01:57 | CHM | 2262 |
| | 59 | 18:20:59 | Falls | 0:05:15 | 0:06:15 | CHM | 1114 |
| 12/8/2024 | 60 | 20:10:59 | Sick Person | 0:02:13 | 0:03:46 | CHM | 1123 |
| | 61 | 0:51:51 | Trauma (Non - Life Threatening) | 0:01:54 | 0:03:11 | CHM | 1114 |
| | 62 | 7:17:01 | Syncopal/Unconscious | 0:01:52 | 0:02:10 | CHM | 1123 |
| | 63 | 9:24:51 | Difficulty Breathing | 0:01:52 | 0:02:12 | CHM | 1123 |
| | 64 | 13:20:14 | Difficulty Breathing | 0:01:44 | 0:02:25 | FHM | 1114 |
| | 65 | 15:14:26 | Lift Assist | 0:05:42 | 0:06:42 | NT | 2263 |
| | 66 | 17:28:58 | Sick Person | 0:05:23 | 0:06:15 | CHM | 1123 |
| | 67 | 22:44:59 | Unknown Problem | 0:02:39 | 0:03:25 | NT | 2263 |
| | 68 | 23:45:21 | Syncopal/Unconscious | 0:02:08 | 0:03:25 | CHM | 1123 |
| | 69 | 0:59:30 | Sick Person | 0:03:46 | 0:04:56 | NT | 2263 |
| | 70 | 7:51:44 | Lift Assist | 0:03:13 | 0:04:39 | CHM | 2262 |
| | 71 | 11:29:07 | Breathing Problems | 0:03:53 | 0:04:45 | FHM | 2261 |
| | 72 | 12:34:01 | Falls | 0:01:26 | 0:02:22 | CHM | 1123 |
| | 73 | 13:27:15 | Syncopal/Unconscious | 0:03:03 | 0:03:50 | CHM | 2261 |
| 12/10/2024 | 74 | 14:10:40 | Chest Pain | 0:01:12 | 0:02:20 | CHM | 2262 |
| | 75 | 15:04:26 | Falls | 0:02:49 | 0:04:17 | CHM | 2261 |
| | 76 | 15:41:02 | Breathing Problems | 0:00:17 | 0:01:13 | CHM | 2262 |
| | 77 | 22:11:44 | Sick Person | 0:02:38 | 0:03:04 | CHM | 1114 |
| | 78 | 22:44:33 | Falls | 0:03:08 | 0:04:21 | CHM | 1123 |
| | 79 | 0:13:56 | Falls | 0:04:41 | 0:04:45 | CHM | 1114 |
| | 80 | 9:57:06 | Falls | 0:03:01 | 0:04:36 | CHM | 1123 |
| | 81 | 11:39:21 | Sick Person | 0:01:08 | 0:02:07 | FHD | 2261 |
| | 82 | 12:07:53 | Syncopal/Unconscious | 0:03:13 | 0:04:07 | CHM | 2262 |
| | 83 | 12:12:49 | Sick Person | 0:04:10 | 0:04:51 | CHM | 5261 |
| | 84 | 12:29:30 | Syncopal/Unconscious | 0:00:19 | 0:01:02 | CHM | 2261 |
| | 85 | 12:48:46 | Eye Problems/Injuries | 0:03:31 | 0:04:14 | FHD | 2262 |
| | 86 | 14:22:49 | Sick Person | 0:05:36 | 0:06:45 | CHM | 1114 |
| | 87 | 14:58:23 | Falls | 0:00:23 | 0:03:07 | CHM | 2262 |
| | 88 | 15:44:39 | Convulsions/Seizures | 0:01:40 | 0:04:11 | CHM | 2261 |
| | 89 | 0:29:21 | Falls | 0:04:23 | 0:04:50 | NT | 2263 |
| | 90 | 6:58:21 | Unknown Problem | 0:02:30 | 0:03:46 | NT | 2263 |
| 12/11/2024 | 91 | 9:43:44 | Difficulty Breathing | 0:02:21 | 0:02:44 | CHM | 1123 |
| | 92 | 11:39:03 | Unresponsive | 0:00:20 | 0:01:31 | NT | 2263 |
| | 93 | 2:52:20 | Sick Person | 0:03:31 | 0:04:32 | CHM | 2261 |
| | 94 | 4:40:11 | Breathing Problems | 0:04:14 | 0:04:52 | CHM | 1123 |
| | 95 | 7:45:43 | Sick Person | 0:01:17 | 0:01:46 | CHM | 1114 |
| | 96 | 8:59:01 | Convulsions/Seizures | 0:01:57 | 0:02:30 | FHM | 1123 |
| 12/13/2024 | 97 | 12:14:17 | Abdominal Pain | 0:04:51 | 0:05:08 | CHM | 2261 |
| | 98 | 14:40:11 | Sick Person | 0:00:16 | 0:01:43 | FHM | 1123 |
| | 99 | 16:00:09 | Stroke/CVA | 0:04:59 | 0:05:15 | CHM | 1114 |
| | 100 | 21:30:40 | Falls | 0:03:53 | 0:04:59 | NT | 2263 |
| | 101 | 1:43:02 | Chest Pain | 0:03:69 | 0:04:58 | CHM | 2261 |
| | 102 | 5:23:42 | Unresponsive | 0:03:13 | 0:04:19 | CHM | 2262 |
| 12/14/2024 | 103 | 11:34:04 | Syncopal/Unconscious | 0:03:03 | 0:03:51 | CHM | 1114 |

| | | | | | | | |
|------------|-----|----------|-------------------------------------|---------|---------|-----|------|
| | 104 | 18:46:13 | Unknown Problem | 0:02:52 | 0:04:05 | CHM | 1114 |
| 12/15/2024 | 105 | 5:59:18 | Seizure/Convulsions | 0:03:34 | 0:04:30 | CHM | 1123 |
| | 106 | 12:10:54 | Breathing Problems | 0:01:32 | 0:03:04 | CHM | 1114 |
| | 107 | 14:56:25 | Breathing Problems | 0:04:25 | 0:04:53 | CHM | 2261 |
| | 108 | 20:41:44 | Difficulty Breathing | 0:03:16 | 0:05:08 | CHM | 1123 |
| | 109 | 20:51:25 | Sick Person | 0:04:17 | 0:04:30 | CHM | 2261 |
| | 110 | 22:40:52 | Chest Pain | 0:01:35 | 0:03:04 | NT | 2263 |
| | 111 | 10:05:38 | Falls | 0:03:03 | 0:04:19 | CHM | 1114 |
| | 112 | 11:55:33 | Back Pain | 0:01:35 | 0:03:23 | CHM | 1114 |
| | 113 | 11:55:55 | MVA | 0:02:05 | 0:03:51 | NT | 2262 |
| | 114 | 13:06:07 | Cardiac or Respiratory Arrest/Death | 0:02:58 | 0:04:08 | CHM | 2262 |
| 12/16/2024 | 115 | 16:50:58 | Abdominal Pain | 0:02:42 | 0:02:43 | NT | 2263 |
| | 116 | 16:55:06 | Fire Standby | 0:01:01 | 0:01:01 | NT | 2262 |
| | 117 | 0:22:14 | Diabetic Problems | 0:03:53 | 0:04:50 | NT | 2263 |
| | 118 | 6:07:13 | Sick Person | 0:05:05 | 0:06:17 | FHM | 1123 |
| | 119 | 6:12:39 | Falls | 0:04:55 | 0:06:15 | NT | 2261 |
| | 120 | 8:22:15 | Bite/Sting (Non-Life Threatening) | 0:01:16 | 0:02:39 | FHM | 1123 |
| | 121 | 8:49:36 | Traumatic Injuries (Specific) | 0:01:29 | 0:03:04 | CHM | 2261 |
| | 122 | 9:43:32 | Unresponsive | 0:03:33 | 0:04:54 | NT | 2263 |
| | 123 | 11:42:40 | Lift Assist | 0:06:28 | 0:07:57 | CHM | 1114 |
| | 124 | 14:05:16 | Breathing Problems | 0:02:43 | 0:03:21 | CHM | 1123 |
| 12/17/2024 | 125 | 15:23:27 | 1218 | 0:00:30 | 0:01:52 | CHM | 1114 |
| | 126 | 18:28:47 | Falls | 0:01:18 | 0:02:13 | CHM | 2262 |
| | 127 | 18:54:42 | MVA | 0:00:48 | 0:01:31 | NT | 5261 |
| | 128 | 22:43:25 | Sick Person | 0:03:52 | 0:04:59 | CHM | 2261 |
| | 129 | 7:47:14 | Sick Person | 0:03:53 | 0:04:23 | CHM | 2262 |
| | 130 | 8:47:51 | Stroke/CVA | 0:05:09 | 0:06:09 | CHM | 2261 |
| | 131 | 9:50:05 | Stroke/CVA | 0:00:59 | 0:01:18 | CHM | 2262 |
| | 132 | 11:09:13 | Falls | 0:06:57 | 0:07:57 | NT | 2262 |
| | 133 | 11:10:30 | Psychiatric/Behavioral | 0:08:53 | 0:10:13 | NT | 5261 |
| | 134 | 14:06:01 | Falls | 0:01:44 | 0:03:19 | NT | 2263 |
| 12/18/2024 | 135 | 14:11:57 | Abdominal Pain | 0:04:24 | 0:04:54 | CHM | 2261 |
| | 136 | 15:25:35 | Cardiac or Respiratory Arrest/Death | 0:00:42 | 0:01:59 | CHM | 2262 |
| | 137 | 18:10:55 | Lift Assist | 0:04:10 | 0:05:39 | NT | 2263 |
| | 138 | 18:11:12 | Sick Person | 0:04:59 | 0:04:59 | NT | 2261 |
| | 139 | 19:52:58 | Bleeding | 0:00:56 | 0:01:32 | CHM | 2262 |
| | 140 | 23:38:15 | Fall | 0:03:14 | 0:04:44 | CHM | 2262 |
| | 141 | 3:40:58 | Back Pain | 0:05:10 | 0:06:10 | NT | 2263 |
| | 142 | 7:43:50 | Difficulty Breathing | 0:02:03 | 0:03:13 | NT | 2262 |
| | 143 | 9:44:00 | Back Pain | 0:03:00 | 0:04:13 | FHM | 2261 |
| | 144 | 10:05:00 | Unresponsive | 0:03:16 | 0:04:36 | CHM | 2262 |
| 12/19/2024 | 145 | 10:07:54 | Sick Person | 0:06:12 | 0:07:32 | CHM | 1964 |
| | 146 | 11:30:47 | Sick Person | 0:04:44 | 0:05:23 | CHM | 2262 |
| | 147 | 15:56:51 | MVA | 0:03:44 | 0:04:52 | CHM | 2262 |
| | 148 | 16:41:17 | Stroke/CVA | 0:02:23 | 0:03:26 | CHM | 2262 |
| | 149 | 6:51:20 | Sick Person | 0:02:16 | 0:02:50 | CHM | 2262 |
| | 150 | 11:07:37 | Difficulty Breathing | 0:03:34 | 0:04:54 | CHM | 2261 |
| | 151 | 15:05:19 | Sick Person | 0:04:19 | 0:05:24 | CHM | 2262 |
| | 152 | 15:10:12 | Sick Person | 0:03:28 | 0:03:48 | CHM | 2262 |
| | 153 | 15:48:53 | Lift Assist | 0:02:53 | 0:03:48 | NT | 2263 |
| | 154 | 17:41:48 | MVA | 0:01:30 | 0:02:49 | NT | 2261 |
| 12/20/2024 | 155 | 18:32:25 | Falls | 0:01:18 | 0:02:38 | NT | 2262 |

| | | | | | | |
|-----|----------|-------------------------------------|---------|---------|-----|------|
| 156 | 19:01:48 | Falls | 0:01:27 | 0:03:19 | CHM | 2262 |
| 157 | 20:56:45 | Cardiac or Respiratory Arrest/Death | 0:03:00 | 0:04:35 | NT | 2261 |
| 158 | 22:38:07 | Diabetic Problems | 0:04:06 | 0:04:59 | CHM | 1114 |
| 159 | 8:57:39 | Sick Person | 0:01:35 | 0:04:59 | NT | 2263 |
| 160 | 10:06:21 | Sick Person | 0:03:14 | 0:04:44 | CHM | 1114 |
| 161 | 11:11:16 | Difficulty Breathing | 0:03:29 | 0:03:14 | CHM | 1123 |
| 162 | 12:14:23 | Traumatic Injuries (Specific) | 0:02:14 | 0:04:34 | NT | 2263 |
| 163 | 12:48:39 | Alcohol Intoxication/Drug Overdose | 0:03:52 | 0:02:30 | CHM | 2261 |
| 164 | 13:00:18 | Diabetic Problems | 0:01:38 | 0:02:10 | NT | 2263 |
| 165 | 13:31:34 | Shooting/Stabbing | 0:01:36 | 0:00:39 | CHM | 1114 |
| 166 | 13:48:27 | Psychiatric/Behavioral | 0:00:10 | 0:04:15 | NT | 2263 |
| 167 | 14:11:21 | Falls | 0:02:52 | 0:10:34 | CHM | 1114 |
| 168 | 16:01:19 | Convulsions/Seizures | 0:03:47 | 0:01:48 | NT | 2262 |
| 169 | 17:16:50 | Lift Assist | 0:09:34 | 0:04:52 | NT | 2263 |
| 170 | 17:42:15 | MVA | 0:00:29 | 0:05:34 | CHM | 1114 |
| 171 | 22:50:32 | Breathing Problems | 0:03:30 | 0:04:36 | CHM | 1114 |
| 172 | 6:24:28 | Breathing Problems | 0:04:49 | 0:03:17 | CHM | 2261 |
| 173 | 11:45:31 | Falls | 0:04:13 | 0:04:52 | FHM | 2262 |
| 174 | 12:44:41 | Falls | 0:03:03 | 0:04:59 | CHM | 2262 |
| 175 | 13:05:46 | Sick Person | 0:03:45 | 0:04:24 | CHM | 2261 |
| 176 | 16:27:00 | Falls | 0:04:30 | 0:04:57 | NT | 2262 |
| 177 | 17:58:26 | Chest Pain | 0:03:27 | 0:04:25 | NT | 2263 |
| 178 | 17:58:29 | Falls | 0:04:08 | 0:01:43 | NT | 2262 |
| 179 | 9:21:41 | Sick Person | 0:03:44 | 0:03:46 | FHM | 1123 |
| 180 | 9:37:33 | Lift Assist | 0:00:56 | 0:05:09 | NT | 2261 |
| 181 | 10:13:48 | Difficulty Breathing | 0:03:13 | 0:05:46 | FHM | 1964 |
| 182 | 10:19:28 | Unresponsive | 0:04:49 | 0:03:36 | CHM | 1114 |
| 183 | 10:24:24 | Diabetic Problems | 0:08:42 | 0:06:53 | FHM | 1964 |
| 184 | 10:28:14 | Heart Problems | 0:04:50 | 0:03:12 | CHM | 1114 |
| 185 | 12:01:20 | Chest Pain | 0:02:11 | 0:11:39 | NT | 2263 |
| 186 | 12:09:55 | Sick Person | 0:06:04 | 0:05:50 | CHM | 2261 |
| 187 | 12:36:18 | Diabetic Problems | 0:04:07 | 0:02:00 | NT | 2261 |
| 188 | 16:04:51 | Falls | 0:01:54 | 0:04:45 | NT | 2263 |
| 189 | 16:48:45 | Lift Assist | 0:10:34 | 0:03:53 | CHM | 1123 |
| 190 | 17:04:41 | Falls | 0:05:21 | 0:01:17 | CHM | 2262 |
| 191 | 11:16:34 | Bleeding (Uncontrolled) | 0:00:20 | 0:04:59 | NT | 2261 |
| 192 | 21:39:16 | Sick Person | 0:03:13 | 0:03:33 | FHM | 2262 |
| 193 | 1:13:49 | Sick Person | 0:02:32 | 0:02:58 | CHM | 2262 |
| 194 | 7:42:10 | Falls | 0:00:31 | 0:04:28 | CHM | 2261 |
| 195 | 9:21:30 | Sick Person | 0:04:13 | 0:03:20 | CHM | 1123 |
| 196 | 11:48:47 | Breathing Problems | 0:02:46 | 0:03:22 | CHM | 1123 |
| 197 | 12:42:32 | Breathing Problems | 0:01:28 | 0:07:49 | CHM | 1123 |
| 198 | 15:56:15 | Breathing Problems | 0:03:07 | 0:04:49 | CHM | 1123 |
| 199 | 16:23:40 | Chest Pain | 0:01:47 | 0:04:08 | CHM | 1114 |
| 200 | 17:16:38 | Sick Person | 0:02:09 | 0:01:34 | CHM | 1123 |
| 201 | 19:15:57 | Sick Person | 0:06:29 | 0:01:10 | FHM | 1114 |
| 202 | 20:50:07 | Falls | 0:04:39 | 0:02:28 | NT | 2262 |
| 203 | 23:10:36 | Psychiatric/Behavioral | 0:02:36 | 0:03:08 | FHD | 1123 |
| 204 | 7:44:47 | Falls | 0:00:19 | 0:01:34 | CHM | 1123 |
| 205 | 9:21:42 | Chest Pain | 0:06:18 | 0:01:10 | FHM | 1114 |
| 206 | 10:13:09 | Falls | 0:00:58 | 0:02:28 | NT | 2262 |
| 207 | 10:52:57 | Sick Person | 0:02:31 | 0:03:08 | FHD | 1123 |

| | | | | | | | |
|------------|-----|----------|--|---------|---------|-----|------------------------------|
| 12/26/2024 | 208 | 11:16:22 | Sick Person | 0:04:47 | 0:04:57 | CHM | 2261 |
| | 209 | 12:28:34 | Unresponsive | 0:03:15 | 0:03:52 | CHM | 1123 |
| | 210 | 14:41:33 | Chest Pain | 0:03:58 | 0:04:58 | CHM | 1123 |
| | 211 | 16:13:58 | Falls | 0:02:47 | 0:03:36 | CHM | 1114 |
| | 212 | 23:10:14 | Sick Person | 0:03:53 | 0:04:48 | NT | 2263 |
| | 213 | 1:32:45 | Breathing Problems | 0:04:08 | 0:04:58 | CHM | 1114 |
| | 214 | 3:32:58 | Bleeding (Controlled) | 0:03:08 | 0:04:14 | CHM | 1123 |
| | 215 | 8:35:48 | Sick Person | 0:00:17 | 0:01:28 | NT | 2262 |
| 12/27/2024 | 216 | 8:58:11 | Stroke/CVA | 0:04:12 | 0:04:52 | CHM | 1123 |
| | 217 | 9:46:49 | Difficulty Breathing | 0:02:32 | 0:04:02 | CHM | 1114 |
| | 218 | 14:33:57 | Syncopal/Unconscious | 0:02:17 | 0:03:00 | NT | 2263 |
| | 219 | 17:05:18 | Bleeding - Hemorrhage (other) | 0:02:38 | 0:04:02 | CHM | 2262 |
| | 220 | 19:44:18 | Breathing Problems | 0:05:41 | 0:05:49 | CHM | 1114 |
| | 221 | 21:45:52 | Falls | 0:03:12 | 0:04:42 | CHM | 1123 |
| | 222 | 2:07:40 | Syncopal/Unconscious | 0:02:41 | 0:03:54 | NT | 2263 |
| 12/28/2024 | 223 | 3:57:03 | Sick Person | 0:03:38 | 0:04:19 | CHM | 1123 |
| | 224 | 9:16:38 | Lift Assist | 0:02:09 | 0:03:25 | NT | 2262 |
| | 225 | 13:30:11 | Sick Person | 0:02:56 | 0:04:26 | CHM | 1123 |
| | 226 | 23:12:51 | Sick Person | 0:03:49 | 0:04:45 | NT | 2263 |
| | 227 | 3:25:54 | Sick Person | 0:02:33 | 0:02:38 | NT | 2263 |
| | 228 | 8:07:08 | Falls | 0:00:47 | 0:01:47 | NT | 2263 |
| | 229 | 8:42:35 | Cardiac or Respiratory Arrest/Death | 0:01:57 | 0:03:08 | NT | 2262 |
| 12/29/2024 | 230 | 11:33:01 | Sick Person | 0:02:45 | 0:03:17 | NT | 2263 |
| | 231 | 13:46:00 | Breathing Problems | 0:01:38 | 0:02:07 | FHM | 2261 |
| | 232 | 15:01:22 | Sick Person | 0:02:27 | 0:04:18 | CHM | 2262 |
| | 233 | 18:55:57 | Falls | 0:00:54 | 0:02:00 | NT | 2262 |
| | 234 | 19:22:23 | Difficulty Breathing | 0:03:02 | 0:04:05 | NT | 2262 |
| | 235 | 4:45:11 | Breathing Problems | 0:02:09 | 0:03:46 | NT | 2263 |
| | 238 | 12:25:46 | Allergic Reaction (Non-Life Threatening) | 0:02:53 | 0:03:21 | NT | 2263 |
| | 237 | 12:58:19 | Lift Assist | 0:00:14 | 0:01:08 | NT | 2262 |
| | 238 | 17:48:47 | Sick Person | 0:04:44 | 0:04:57 | NT | 2263 |
| | 239 | 17:52:58 | Choking | 0:01:23 | 0:02:36 | NT | 2262 |
| 12/30/2024 | 240 | 17:58:24 | Cardiac or Respiratory Arrest/Death | 0:07:56 | 0:08:56 | CHM | 5261 |
| | 241 | 18:08:03 | Difficulty Breathing | 0:00:05 | 0:01:38 | FHD | 1964 |
| | 242 | 18:14:31 | Unresponsive | 0:00:09 | 0:01:48 | FHD | 2262 |
| | 243 | 18:17:56 | Difficulty Breathing | 0:00:52 | 0:02:07 | NT | 2263 |
| | 244 | 19:56:46 | Breathing Problems | 0:00:13 | 0:01:02 | NT | 2263 |
| | 245 | 21:36:44 | Stroke/CVA | 0:03:07 | 0:03:16 | NT | 2263 |
| | 246 | 1:44:27 | Bleeding - Hemorrhage (other) | 0:02:05 | 0:02:55 | CHM | 2262 |
| | 247 | 7:38:22 | Sick Person | 0:02:32 | 0:03:27 | CHM | 2261 |
| | 248 | 7:39:15 | Unresponsive | 0:03:23 | 0:04:04 | CHM | 2262 |
| | 249 | 10:26:26 | Falls | 0:03:38 | 0:04:53 | NT | 2261 |
| | 250 | 10:41:47 | Trauma (Non - Life Threatening) | 0:05:36 | 0:06:36 | CHM | 2262 |
| | 251 | 10:42:30 | Lift Assist | 0:06:53 | 0:07:53 | NT | 5261 |
| | 252 | 10:46:01 | Falls | 0:01:30 | 0:02:15 | NT | 2261 |
| 12/31/2024 | 253 | 11:37:54 | Unresponsive | 0:04:49 | 0:05:06 | CHM | 2261 |
| | 254 | 12:01:36 | Unresponsive | 0:02:49 | 0:02:52 | NT | 2263 |
| | 255 | 14:36:01 | Difficulty Breathing | 0:00:10 | 0:01:01 | NT | 2263 |
| | 256 | 15:22:39 | Sick Person | 0:02:09 | 0:02:33 | NT | 2263 |
| | 257 | 21:49:52 | Falls | 0:03:13 | 0:04:54 | NT | 2263 |
| | 258 | 23:38:12 | Falls | 0:04:21 | 0:04:55 | NT | 2262 |
| | | | Average Response Time | 0:03:00 | 0:03:59 | | Average Patient Contact Time |



| Abbr | Count of Dest |
|-------------------------|---------------|
| CHM | 142 |
| FHM | 23 |
| FHD | 5 |
| Grand Total | 170 |
| | |
| Total Transports | 356 |
| NT | 88 |
| Lift Assist | 15 |
| Fire Standbys | 3 |
| M.A. Responses | 23 |
| Grand Total | 285 |

1. ERV responding from South FD, Amb from base. Distance
2. NO L&S Lift Assist
3. NO L&S Lift Assist
4. Crew Delay - Has been addressed
5. NO L&S Lift Assist
6. NO L&S Lift Assist
7. ERV responding from Fire Station, Distance
8. NO L&S Lift Assist
9. ERV responding from South FD, Amb from base. Rush hour traffic
10. ERV responding from Fire Station, Distance
11. Delay due to traffic
12. ERV responding from South FD, Amb from base. Distance
13. Crew had to retrieve key from Lock box after getting code from county 911
14. ERV on previous call, Ambulance responding from base.
15. NO L&S Lift Assist
16. NO L&S Lift AssistERV
17. ERV responding from South FD, Amb from base. Distance
18. Crew Delay - Has been addressed.

19. Mutual Aid
20. Lift Assist no L & S
21. Crew Responded Appropriately
22. Mutual Aid
23. Call on 5th floor had to take elevator
24. ERV responding from South FD, Amb from base. Distance
25. ERV on previous call, Ambulance responding from base.
26. Mutual Aid
27. Mutual Aid
28. ERV on previous call, Ambulance responding from base.
29. NO L&S Lift Assist
30. ERV on previous call, Ambulance responding from clearing hospital.
31. Slight crew delay, not the normal shift crew
32. ERV responding from South FD, Amb from base. Distance
33. Mutual Aid
34. ERV on previous call, Ambulance responding from base.
35. NO L&S Lift Assist / Mutual Aid
36. Crew responded appropriately.


| Date | Tripl# | Dispatched Time | Cause | Response Time | Time To Pt | Reps/amb/oly | Dest | Unit |
|----------|----------|-------------------------|-------------------------------------|---------------|------------|--------------|------|------|
| 1/1/2025 | 1 | 5:36:52 | Breathing Problems | 0:03:19 | 0:04:00 | | CHM | 2261 |
| | 2 | 6:44:52 | Difficulty Breathing | 0:05:08 | 0:06:08 | 1 | CHM | 2261 |
| | 3 | 11:55:48 | Sick Person | 0:02:38 | 0:03:16 | | CHM | 2261 |
| | 4 | 16:23:13 | Psychiatric/Behavioral | 0:01:45 | 0:01:52 | | CHM | 2262 |
| | 5 | 16:26:35 | Falls | 0:03:05 | 0:04:17 | | CHM | 2261 |
| | 6 | 17:23:15 | Fire Standby | 0:06:34 | 0:06:34 | 2 | NT | 2262 |
| | 7 | 6:28:01 | Cardiac or Respiratory Arrest/Death | 0:02:22 | 0:03:21 | | NT | 2263 |
| 1/2/2025 | 8 | 9:08:14 | Fall | 0:07:13 | 0:08:13 | 3 | CHM | 2261 |
| | 9 | 9:14:37 | Chest Pain | 0:00:06 | 0:01:06 | | FHM | 2262 |
| | 10 | 12:30:33 | Cardiac or Respiratory Arrest/Death | 0:03:01 | 0:04:01 | | NT | 2263 |
| | 11 | 13:38:15 | Heart Problems | 0:00:21 | 0:01:21 | | NT | 2263 |
| | 12 | 15:14:57 | Chest Pain | 0:02:22 | 0:03:21 | | CHM | 2262 |
| | 13 | 15:18:17 | Chest Pain | 0:02:05 | 0:03:05 | | CHM | 2261 |
| | 14 | 15:58:45 | Difficulty Breathing | 0:03:18 | 0:04:17 | | CHM | 1944 |
| | 15 | 17:51:49 | Chest Pain | 0:00:30 | 0:01:31 | | CHM | 2262 |
| | 16 | 18:02:23 | Syncope/Unconscious | 0:04:05 | 0:04:45 | | NT | 2263 |
| | 17 | 19:22:01 | Syncope/Unconscious | 0:00:50 | 0:01:45 | | NT | 2263 |
| | 18 | 22:44:31 | FMI | 0:03:56 | 0:04:57 | | NT | 2263 |
| | 19 | 7:12:49 | Falls | 0:01:24 | 0:02:46 | | NT | 2263 |
| | 20 | 8:45:38 | Sick Person | 0:02:21 | 0:04:31 | | CHM | 2262 |
| | 21 | 9:57:23 | Unknown Problem | 0:01:15 | 0:01:54 | | FHM | 2261 |
| 22 | 11:31:43 | Bleeding (Uncontrolled) | 0:01:58 | 0:03:04 | | CHM | 2262 | |
| 1/3/2025 | 23 | 12:37:52 | Syncope/Unconscious | 0:01:39 | 0:02:35 | | FHM | 2261 |
| | 24 | 13:04:30 | Fire Standby | 0:02:48 | 0:02:48 | | NT | 2263 |
| | 25 | 13:14:33 | Breathing Problems | 0:02:31 | 0:04:19 | | CHM | 2262 |
| | 26 | 16:03:43 | Sick Person | 0:01:40 | 0:03:00 | | CHM | 2261 |
| | 27 | 17:33:37 | Fire Standby | 0:05:11 | 0:05:11 | 4 | NT | 2262 |
| | 28 | 21:53:58 | Bleeding (Uncontrolled) | 0:01:24 | 0:01:55 | | NT | 2263 |
| | 29 | 2:01:15 | Falls | 0:04:05 | 0:04:15 | | NT | 2263 |
| | 30 | 4:22:26 | Falls | 0:04:55 | 0:05:39 | 5 | NT | 2263 |
| | 31 | 8:41:01 | Compulsions/Seizures | 0:02:47 | 0:03:14 | | NT | 2261 |
| | 32 | 8:49:31 | Cardiac or Respiratory Arrest/Death | 0:01:59 | 0:02:38 | | NT | 2261 |
| 1/4/2025 | 33 | 16:41:39 | Sick Person | 0:02:28 | 0:03:21 | 6 | NT | 2262 |
| | 34 | 16:52:02 | LUR Assist | 0:05:08 | 0:06:11 | | NT | 2261 |
| | 35 | 6:37:53 | Syncope/Unconscious | 0:00:19 | 0:01:19 | | FHM | 2261 |
| | 36 | 2:06:55 | Chest Pain | 0:04:10 | 0:04:59 | | CHM | 2262 |
| | 37 | 4:46:24 | Convulsions/Seizures | 0:03:17 | 0:04:17 | | CHM | 2261 |
| | 38 | 5:14:12 | Trauma (Non - Life Threatening) | 0:03:44 | 0:03:34 | | CHM | 2262 |
| | 39 | 11:17:20 | Falls | 0:01:08 | 0:01:49 | | CHM | 2263 |
| | 40 | 12:05:48 | Sick Person | 0:03:18 | 0:03:39 | | CHM | 2262 |
| | 41 | 12:19:55 | Falls | 0:02:21 | 0:02:38 | | NT | 2263 |
| | 42 | 13:17:47 | Syncope/Unconscious | 0:01:56 | 0:03:02 | | NT | 2262 |
| 1/5/2025 | 43 | 16:13:05 | Back Pain | 0:04:48 | 0:04:53 | | CHM | 2261 |
| | 44 | 17:52:43 | Difficulty Breathing | 0:02:23 | 0:03:20 | | CHM | 2262 |
| | 45 | 19:34:17 | MVA | 0:03:45 | 0:03:35 | | CHM | 2261 |
| | 46 | 19:28:35 | Chest Pain | 0:02:32 | 0:03:19 | | NT | 2262 |
| | 47 | 22:03:52 | Falls | 0:03:06 | 0:04:11 | | NT | 2263 |
| | 48 | 6:25:51 | Sick Person | 0:04:03 | 0:04:11 | | FHM | 2262 |
| | 49 | 7:27:55 | Difficulty Breathing | 0:04:24 | 0:04:24 | | CHM | 2262 |
| | 50 | 8:33:10 | Back Pain | 0:01:29 | 0:02:06 | | CHM | 2261 |
| | 51 | 10:06:27 | Unresponsive | 0:00:31 | 0:04:28 | | FHM | 2261 |
| | 52 | 10:18:35 | Unresponsive | 0:03:09 | 0:04:25 | | CHM | 2262 |
| 1/6/2025 | 53 | 10:36:58 | Difficulty Breathing | 0:04:49 | 0:04:53 | | CHM | 2261 |
| | 54 | 11:27:06 | Psychiatric/Behavioral | 0:02:45 | 0:02:49 | | CHM | 2262 |
| | 55 | 13:22:41 | Sick Person | 0:03:50 | 0:04:59 | 7 | CHM | 2262 |
| | 56 | 18:03:57 | Chest Pain | 0:02:08 | 0:03:07 | | CHM | 2261 |
| | 57 | 19:43:04 | Unresponsive | 0:07:08 | 0:07:46 | 8 | NT | 2263 |
| | 58 | 23:52:37 | Chest Pain | 0:03:13 | 0:04:33 | | CHM | 2262 |
| | 59 | 3:57:13 | LUR Assist | 0:01:19 | 0:02:06 | | NT | 2263 |
| | 60 | 7:57:24 | Diabetic Problems | 0:02:51 | 0:04:31 | | CHM | 2262 |
| | 61 | 9:05:31 | Heat/Cold Exposure | 0:03:30 | 0:04:31 | | CHM | 2262 |
| | 62 | 11:20:12 | Syncope/Unconscious | 0:04:29 | 0:04:44 | | CHM | 2261 |
| 1/7/2025 | 63 | 12:01:27 | Convulsions/Seizures | 0:00:51 | 0:02:08 | | NT | 2261 |
| | 64 | 20:02:22 | Bleeding (Uncontrolled) | 0:00:48 | 0:02:15 | | NT | 2263 |
| | 65 | 23:03:49 | Chest Pain | 0:01:33 | 0:02:25 | | NT | 2261 |
| | 66 | 6:09:13 | LUR Assist | 0:02:45 | 0:02:59 | | NT | 2263 |
| | 67 | 6:08:08 | Sick Person | 0:04:16 | 0:04:31 | | CHM | 2262 |
| | 68 | 10:01:26 | Falls | 0:02:58 | 0:03:27 | | NT | 2263 |
| | 69 | 10:57:20 | Chest Pain | 0:03:24 | 0:03:59 | | NT | 2263 |
| | 70 | 13:08:25 | Sick Person | 0:03:00 | 0:03:31 | | CHM | 2263 |
| | 71 | 13:15:20 | Breathing Problems | 0:02:41 | 0:04:32 | | NT | 2263 |
| | 72 | 14:35:10 | Sick Person | 0:08:40 | 0:09:43 | 9 | CHM | 2261 |
| | | | | 0:03:49 | 0:04:18 | | NT | 2263 |

| | | | | | | | |
|-----|----------|--|--|---------|---------|-----|------|
| 73 | 17:35:51 | Fire Standby | Cardiac or Respiratory Arrest/Death | 0900:19 | 0900:19 | NT | 2261 |
| 74 | 18:45:18 | Sick Person | Sick Person | 0900:19 | 0900:19 | CHH | 2261 |
| 75 | 20:25:06 | Falls | Falls | 0900:19 | 0900:19 | NT | 2263 |
| 76 | 2:51:30 | Sick Person | Sick Person | 0900:19 | 0900:19 | NT | 2263 |
| 77 | 6:20:22 | Sick Person | Sick Person | 0900:19 | 0900:19 | NT | 2262 |
| 78 | 11:19:14 | Sick Person | Sick Person | 0900:19 | 0900:19 | NT | 2263 |
| 79 | 12:32:21 | Bleeding - Hemorrhage (other) | Bleeding - Hemorrhage (other) | 0900:19 | 0900:19 | CHH | 2262 |
| 80 | 14:07:14 | Breathing Problems | Breathing Problems | 0900:19 | 0900:19 | NT | 2263 |
| 81 | 15:00:03 | Fire Standby | Fire Standby | 0900:19 | 0900:19 | NT | 2263 |
| 82 | 16:57:14 | Falls | Falls | 0900:19 | 0900:19 | NT | 2263 |
| 83 | 17:23:18 | Abdominal Pain | Abdominal Pain | 0900:19 | 0900:19 | NT | 2261 |
| 84 | 18:03:36 | Cardiac or Respiratory Arrest/Death | Cardiac or Respiratory Arrest/Death | 0900:19 | 0900:19 | FHM | 2262 |
| 85 | 6:22:17 | Headache | Headache | 0900:19 | 0900:19 | NT | 2263 |
| 86 | 9:04:17 | Difficulty Breathing | Difficulty Breathing | 0900:19 | 0900:19 | NT | 2281 |
| 87 | 9:29:24 | Heart Problems | Heart Problems | 0900:19 | 0900:19 | FHM | 2262 |
| 88 | 9:35:55 | Lift Assist | Lift Assist | 0900:19 | 0900:19 | CHH | 2262 |
| 89 | 10:47:04 | Sick Person | Sick Person | 0900:19 | 0900:19 | NT | 2263 |
| 90 | 12:07:53 | Lift Assist | Lift Assist | 0900:19 | 0900:19 | NT | 2262 |
| 91 | 13:08:15 | Falls | Falls | 0900:19 | 0900:19 | NT | 2263 |
| 92 | 13:38:18 | Falls | Falls | 0900:19 | 0900:19 | NT | 2263 |
| 93 | 20:28:51 | Allergic Reaction (Non-Life Threatening) | Allergic Reaction (Non-Life Threatening) | 0900:19 | 0900:19 | NT | 2262 |
| 94 | 10:35:37 | Breathing Problems | Breathing Problems | 0900:19 | 0900:19 | NT | 2263 |
| 95 | 10:53:49 | Falls | Falls | 0900:19 | 0900:19 | NT | 2262 |
| 96 | 11:46:53 | Lift Assist | Lift Assist | 0900:19 | 0900:19 | NT | 2263 |
| 97 | 12:46:42 | Cardiac or Respiratory Arrest/Death | Cardiac or Respiratory Arrest/Death | 0900:19 | 0900:19 | NT | 2262 |
| 98 | 15:08:41 | Syncope/Unconscious | Syncope/Unconscious | 0900:19 | 0900:19 | CHH | 2262 |
| 99 | 15:49:21 | Breathing Problems | Breathing Problems | 0900:19 | 0900:19 | CHH | 2261 |
| 100 | 17:01:54 | Falls | Falls | 0900:19 | 0900:19 | CHH | 2261 |
| 101 | 17:08:33 | Chest Pain | Chest Pain | 0900:19 | 0900:19 | CHH | 2261 |
| 102 | 18:58:11 | Sick Person | Sick Person | 0900:19 | 0900:19 | CHH | 2261 |
| 103 | 23:43:30 | Breathing Problems | Breathing Problems | 0900:19 | 0900:19 | CHH | 2261 |
| 104 | 3:02:56 | Breathing Problems | Breathing Problems | 0900:19 | 0900:19 | NT | 2281 |
| 105 | 7:26:01 | Falls | Falls | 0900:19 | 0900:19 | CHH | 2261 |
| 106 | 7:28:47 | Breathing Problems | Breathing Problems | 0900:19 | 0900:19 | CHH | 2263 |
| 107 | 8:21:51 | Unknown Problem | Unknown Problem | 0900:19 | 0900:19 | NT | 2263 |
| 108 | 11:22:04 | Lift Assist | Lift Assist | 0900:19 | 0900:19 | NT | 2262 |
| 109 | 12:38:09 | Falls | Falls | 0900:19 | 0900:19 | NT | 2263 |
| 110 | 14:48:41 | Lift Assist | Lift Assist | 0900:19 | 0900:19 | CHH | 2263 |
| 111 | 18:11:42 | Sick Person | Sick Person | 0900:19 | 0900:19 | NT | 2262 |
| 112 | 0:17:39 | Sick Person | Sick Person | 0900:19 | 0900:19 | NT | 2262 |
| 113 | 8:30:37 | Allergic Reaction (Life Threatening) | Allergic Reaction (Life Threatening) | 0900:19 | 0900:19 | CHH | 2262 |
| 114 | 10:54:57 | Sick Person | Sick Person | 0900:19 | 0900:19 | CHH | 2262 |
| 115 | 12:42:00 | Syncope/Unconscious | Syncope/Unconscious | 0900:19 | 0900:19 | CHH | 2262 |
| 116 | 13:34:47 | Breathing Problems | Breathing Problems | 0900:19 | 0900:19 | CHH | 2262 |
| 117 | 14:52:30 | Breathing Problems | Breathing Problems | 0900:19 | 0900:19 | CHH | 2261 |
| 118 | 15:25:56 | Breathing Problems | Breathing Problems | 0900:19 | 0900:19 | CHH | 2261 |
| 119 | 15:49:55 | Falls | Falls | 0900:19 | 0900:19 | NT | 2261 |
| 120 | 17:28:09 | Lift Assist | Lift Assist | 0900:19 | 0900:19 | NT | 2262 |
| 121 | 23:00:19 | Sick Person | Sick Person | 0900:19 | 0900:19 | CHH | 2261 |
| 122 | 2:55:23 | Falls | Falls | 0900:19 | 0900:19 | NT | 2263 |
| 123 | 6:27:50 | Sick Person | Sick Person | 0900:19 | 0900:19 | NT | 2262 |
| 124 | 10:17:26 | Unresponsive | Unresponsive | 0900:19 | 0900:19 | FHM | 2262 |
| 125 | 11:06:39 | Sick Person | Sick Person | 0900:19 | 0900:19 | NT | 2263 |
| 126 | 11:41:50 | Chest Pain | Chest Pain | 0900:19 | 0900:19 | NT | 2262 |
| 127 | 16:32:30 | Chest Pain | Chest Pain | 0900:19 | 0900:19 | CHH | 2261 |
| 128 | 19:06:01 | Falls | Falls | 0900:19 | 0900:19 | NT | 2263 |
| 129 | 19:56:02 | Fire Standby | Fire Standby | 0900:19 | 0900:19 | NT | 2263 |
| 130 | 20:46:06 | Fire Standby | Fire Standby | 0900:19 | 0900:19 | NT | 2261 |
| 131 | 21:33:45 | Unknown Problem | Unknown Problem | 0900:19 | 0900:19 | NT | 2262 |
| 132 | 23:18:36 | Breathing Problems | Breathing Problems | 0900:19 | 0900:19 | NT | 2262 |
| 133 | 9:13:34 | Sick Person | Sick Person | 0900:19 | 0900:19 | NT | 2261 |
| 134 | 13:45:10 | Psychiatric/Behavioral | Psychiatric/Behavioral | 0900:19 | 0900:19 | NT | 2262 |
| 135 | 16:04:55 | Difficult Breathing | Difficult Breathing | 0900:19 | 0900:19 | NT | 2263 |
| 136 | 16:07:56 | Convulsions/Seizures | Convulsions/Seizures | 0900:19 | 0900:19 | NT | 2263 |
| 137 | 17:13:05 | Falls | Falls | 0900:19 | 0900:19 | NT | 2263 |
| 138 | 17:52:48 | Sick Person | Sick Person | 0900:19 | 0900:19 | FHM | 2261 |
| 139 | 19:34:48 | Psychiatric/Behavioral | Psychiatric/Behavioral | 0900:19 | 0900:19 | NT | 2263 |
| 140 | 19:41:09 | Convulsions/Seizures | Convulsions/Seizures | 0900:19 | 0900:19 | NT | 2261 |
| 141 | 8:08:48 | Breathing Problems | Breathing Problems | 0900:19 | 0900:19 | FHM | 2261 |
| 142 | 7:12:41 | Sick Person | Sick Person | 0900:19 | 0900:19 | NT | 2263 |
| 143 | 8:16:57 | Breathing Problems | Breathing Problems | 0900:19 | 0900:19 | NT | 2261 |
| 144 | 13:37:49 | Lift Assist | Lift Assist | 0900:19 | 0900:19 | NT | 2261 |
| 145 | 14:55:59 | Stroke/CVA | Stroke/CVA | 0900:19 | 0900:19 | CHH | 2261 |

| | | | | | | | |
|-----|----------|-------------------------|-------|--------|----|-----|------|
| 146 | 15:16:41 | Syncope/Unconscious | 00148 | 00306 | | NT | 2063 |
| 147 | 15:55:38 | Chest Pain | 00335 | 00429 | | NT | 2061 |
| 148 | 22:52:19 | Psychiatric/Behavioral | 00438 | 806540 | 24 | CHM | 2062 |
| 149 | 0:14:58 | Abdominal Pain | 00417 | 00438 | | NT | 2063 |
| 150 | 0:57:27 | Breathing Problems | 00320 | 00403 | | NT | 2063 |
| 151 | 3:17:55 | Falls | 00211 | 00233 | | NT | 2063 |
| 152 | 11:57:38 | Sick Person | 00337 | 00454 | | NT | 2063 |
| 153 | 13:04:21 | Fire Standby | 00340 | 00340 | | NT | 2061 |
| 154 | 14:12:27 | Psychiatric/Behavioral | 00250 | 00410 | | NT | 2063 |
| 155 | 1:23:14 | Sick Person | 00018 | 00030 | | NT | 2063 |
| 156 | 8:16:53 | Difficulty Breathing | 00156 | 00225 | | CHM | 2063 |
| 157 | 8:24:22 | Sick Person | 00642 | 00646 | 25 | CHM | 2062 |
| 158 | 9:16:04 | Chest Pain | 00231 | 00303 | | CHM | 2061 |
| 159 | 14:58:19 | Sick Person | 00421 | 00452 | | NT | 2063 |
| 160 | 15:16:44 | Falls | 00513 | 00622 | 28 | CHM | 2062 |
| 161 | 15:07:44 | Lift Assist | 00809 | 00929 | 27 | NT | 2063 |
| 162 | 17:17:45 | Unresponsive | 00345 | 00454 | | CHM | 2061 |
| 163 | 19:21:27 | Unknown Problem | 00302 | 00341 | | NT | 2063 |
| 164 | 20:10:00 | Falls | 00435 | 00554 | 28 | FHM | 2061 |
| 165 | 7:50:13 | Falls | 00411 | 00459 | | NT | 2063 |
| 166 | 10:47:51 | Abdominal Pain | 00116 | 00243 | | NT | 2063 |
| 167 | 11:44:40 | Heart Problems | 00334 | 00433 | | CHM | 2061 |
| 168 | 14:53:49 | Falls | 00434 | 00512 | 29 | NT | 2063 |
| 169 | 15:02:59 | Sick Person | 00736 | 00631 | 30 | CHM | 2061 |
| 170 | 18:09:30 | Sick Person | 00044 | 00058 | | CHM | 2062 |
| 171 | 18:24:17 | Difficulty Breathing | 00147 | 00318 | | CHM | 2061 |
| 172 | 19:40:48 | Falls | 00324 | 00443 | | NT | 2062 |
| 173 | 23:53:04 | Allergic | 00330 | 00439 | | CHM | 2061 |
| 174 | 1:06:34 | Sick Person | 00238 | 00478 | | CHM | 2062 |
| 175 | 4:08:42 | Sick Person | 00630 | 00622 | 31 | NT | 2063 |
| 176 | 8:22:03 | Lift Assist | 00748 | 00840 | 32 | NT | 2063 |
| 177 | 10:00:02 | Sick Person | 00401 | 00458 | | NT | 2063 |
| 178 | 13:00:24 | Chest Pain | 00523 | 00539 | 33 | NT | 2063 |
| 179 | 13:23:19 | Sick Person | 00205 | 00244 | | NT | 2063 |
| 180 | 14:24:30 | Difficulty Breathing | 00131 | 00313 | | NT | 2063 |
| 181 | 14:28:22 | Unresponsive | 00112 | 00221 | | CHM | 2061 |
| 182 | 22:20:51 | Back Pain | 00255 | 00349 | | CHM | 2061 |
| 183 | 8:43:16 | Fire Standby | 00242 | 00242 | | CHM | 2061 |
| 184 | 9:10:12 | Chest Pain | 00140 | 00217 | | NT | 2063 |
| 185 | 9:42:43 | Falls | 00201 | 00305 | | NT | 2063 |
| 186 | 10:06:53 | Bleeding (Uncontrolled) | 00245 | 00305 | | CHM | 2061 |
| 187 | 17:20:33 | Lift Assist | 00722 | 00810 | 34 | NT | 2062 |
| 188 | 17:21:50 | Stroke/CVA | 00237 | 00447 | | CHM | 2061 |
| 189 | 17:46:48 | Chest Pain | 00336 | 00453 | | CHM | 2062 |
| 190 | 19:18:51 | Lift Assist | 00219 | 00340 | | NT | 2063 |
| 191 | 19:25:34 | Breathing Problems | 00526 | 00638 | 35 | NT | 2061 |
| 192 | 22:34:49 | Abdominal Pain | 00308 | 00409 | | CHM | 2061 |
| 193 | 23:32:06 | Fire Standby | 00046 | 00128 | | NT | 2063 |
| 194 | 10:04:17 | Syncope/Unconscious | 00419 | 00459 | | NT | 2063 |
| 195 | 10:56:35 | Sick Person | 00238 | 00318 | | NT | 2061 |
| 196 | 11:06:39 | MVA | 00448 | 00431 | | FHM | 2063 |
| 197 | 13:13:28 | Lift Assist | 00151 | 00515 | 36 | NT | 2061 |
| 198 | 13:43:02 | Sick Person | 00322 | 00431 | | CHM | 2061 |
| 199 | 13:47:59 | Sick Person | 00300 | 00456 | | NT | 2062 |
| 200 | 15:21:37 | Lift Assist | 00034 | 00153 | | CHM | 2062 |
| 201 | 15:50:47 | Chest Pain | 00328 | 00346 | | FHM | 2061 |
| 202 | 16:01:28 | Psychiatric/Behavioral | 00042 | 00138 | | CHM | 2063 |
| 203 | 18:24:24 | Difficulty Breathing | 00427 | 00448 | | CHM | 2063 |
| 204 | 19:34:38 | Stroke/CVA | 00429 | 00459 | | CHM | 2062 |
| 205 | 20:17:11 | Sick Person | 00511 | 00609 | 37 | NT | 2063 |
| 206 | 24:06:59 | Lift Assist | 00541 | 00635 | | NT | 1964 |
| 207 | 2:54:31 | Cardiac | 00328 | 00435 | | NT | 2063 |
| 208 | 9:43:58 | Falls | 00306 | 00436 | | NT | 2063 |
| 209 | 10:51:22 | Unknown Problem | 00244 | 00323 | | CHM | 2062 |
| 210 | 11:02:19 | Difficulty Breathing | 00249 | 00432 | | CHM | 2062 |
| 211 | 11:36:08 | Sick Person | 00211 | 00445 | | FHM | 2061 |
| 212 | 11:52:28 | Lift Assist | 00406 | 00517 | 38 | NT | 2063 |
| 213 | 12:05:15 | Stroke/CVA | 00900 | 01003 | 39 | CHM | 2061 |
| 214 | 12:42:12 | Sick Person | 00346 | 00458 | | NT | 2063 |
| 215 | 13:09:21 | Sick Person | 00402 | 00452 | 40 | NT | 2062 |
| 216 | 18:44:50 | Lift Assist | 00707 | 00807 | | NT | 2062 |
| 217 | 2:12:56 | Sick Person | 00535 | 00647 | 41 | CHM | 2061 |
| 218 | 7:40:19 | MVA | 00357 | 00418 | | CHM | 2061 |

| | | | | | | | |
|-----------|-----|----------|-------------------------------------|--------|--------|--------------------|------|
| 1/24/2025 | 219 | 8-35:22 | Falls | 000:41 | 001:20 | NT | 2263 |
| | 220 | 8-15:54 | Convulsions/Seizures | 003:15 | 000:52 | CHM | 2261 |
| | 221 | 19-46:15 | Sick Person | 004:54 | 000:54 | CHM | 2261 |
| | 222 | 16:57:46 | Syncope/Unconscious | 002:16 | 004:25 | FHM | 2261 |
| | 223 | 16:26:24 | Falls | 002:02 | 002:53 | NT | 2263 |
| | 224 | 17-15:03 | Difficulty Breathing | 001:25 | 002:57 | FHM | 2261 |
| | 225 | 17-56:07 | Dilatic Problems | 001:02 | 001:53 | CHM | 2262 |
| | 226 | 19:51:08 | Abdominal Pain | 000:46 | 001:40 | CHM | 2261 |
| | 227 | 19:57:13 | Cardiac or Respiratory Arrest/Death | 003:28 | 004:47 | NT | 2261 |
| | 228 | 21-35:19 | Overdose/Poisoning | 002:54 | 003:44 | CHM | 2263 |
| | 229 | 3-34:51 | Falls | 004:13 | 004:59 | NT | 2263 |
| | 230 | 3:52:23 | Bleeding (Controlled) | 006:39 | 007:46 | CHM | 2262 |
| | 231 | 8:03:58 | Falls | 001:58 | 002:30 | CHM | 2262 |
| 1/25/2025 | 232 | 11:01:24 | FALL | 001:47 | 002:29 | NT | 2263 |
| | 233 | 13-26:18 | Sick Person | 002:11 | 003:25 | CHM | 2262 |
| | 234 | 14:20:06 | Sick Person | 003:27 | 004:05 | CHM | 2261 |
| | 235 | 17:33:42 | Eye Problems/Injuries | 003:09 | 003:14 | CHM | 2262 |
| | 236 | 23:08:13 | Sick Person | 003:55 | 004:06 | NT | 2262 |
| | 237 | 0:05:09 | Breathing Problems | 003:07 | 004:18 | CHM | 2262 |
| | 238 | 0:18:04 | Syncope/Unconscious | 002:19 | 002:58 | CHM | 2261 |
| | 239 | 6:41:35 | Abdominal Pain | 003:55 | 004:22 | CHM | 2261 |
| | 240 | 12-23:53 | Breathing Problems | 001:59 | 002:16 | CHM | 2262 |
| 1/26/2025 | 241 | 12:27:50 | Sick Person | 002:01 | 002:58 | NT | 2261 |
| | 242 | 20:02:24 | Chest Pain | 000:41 | 001:07 | CHM | 2261 |
| | 243 | 21:13:11 | Breathing Problems | 003:47 | 004:08 | CHM | 2261 |
| | 244 | 22:46:23 | Sick Person | 000:28 | 001:57 | CHM | 2261 |
| | 245 | 6:45:34 | Chest Pain | 000:07 | 001:18 | CHM | 2262 |
| | 246 | 6:56:48 | Chest Pain | 007:40 | 008:12 | FHM | 2262 |
| | 247 | 8-25:37 | Breathing Problems | 004:59 | 005:06 | CHM | 2261 |
| | 248 | 8-33:11 | Lift Assist | 006:59 | 008:14 | NT | 2262 |
| 1/27/2025 | 249 | 9-50:23 | Falls | 003:05 | 004:13 | CHM | 2262 |
| | 250 | 11:55:50 | Falls | 004:34 | 004:48 | CHM | 2261 |
| | 251 | 12-33:10 | Chest Pain | 003:07 | 004:37 | FHM | 2262 |
| | 252 | 12-37:51 | Falls | 003:39 | 004:02 | NT | 2263 |
| | 253 | 14:11:11 | Falls | 002:02 | 004:42 | FHM | 2261 |
| | 254 | 18-54:28 | N/A | 004:30 | 004:53 | NT | 2262 |
| | 255 | 3:06:34 | Bleeding | 002:49 | 003:16 | CHM | 2261 |
| | 256 | 3:34:37 | Chest Pain | 000:10 | 001:06 | CHM | 2261 |
| | 257 | 6:52:43 | Falls | 002:18 | 002:18 | NT | 2263 |
| | 258 | 11:08:08 | Fire Standby | 001:56 | 001:56 | NT | 2261 |
| | 259 | 11:24:28 | Unknown Problem | 003:04 | 004:09 | NT | 2263 |
| 1/28/2025 | 260 | 11:52:53 | Unresponsive | 002:18 | 003:41 | CHM | 2263 |
| | 261 | 14:03:06 | Convulsions/Seizures | 002:44 | 002:28 | CHM | 2262 |
| | 262 | 18:01:50 | Difficulty Breathing | 002:14 | 003:55 | CHM | 2262 |
| | 263 | 19:06:55 | Breathing Problems | 003:12 | 004:42 | CHM | 2261 |
| | 264 | 21:04:37 | Sick Person | 002:37 | 004:09 | CHM | 2261 |
| | 265 | 1:33:22 | Sick Person | 003:57 | 007:57 | CHM | 2261 |
| | 266 | 7:52:14 | Lift Assist | 002:19 | 003:29 | NT | 2263 |
| | 267 | 8-27:45 | Difficulty Breathing | 001:40 | 002:58 | CHM | 2261 |
| | 268 | 11:59:17 | Heart Problems | 002:56 | 003:43 | CHM | 2261 |
| 1/29/2025 | 269 | 15:15:34 | Breathing Problems | 002:28 | 003:01 | CHM | 2261 |
| | 270 | 17:17:01 | Difficulty Breathing | 006:20 | 007:00 | CHM | 2262 |
| | 271 | 19:33:10 | Sick Person | 002:22 | 002:58 | CHM | 2262 |
| | 272 | 21:12:58 | Sick Person | 000:03 | 000:29 | CHM | 2261 |
| | 273 | 21:45:38 | Falls | 000:31 | 002:06 | CHM | 2261 |
| | 274 | 4:06:56 | Difficulty breathing | 004:24 | 005:32 | CHM | 2263 |
| | 275 | 6:38:01 | N/A | 002:54 | 002:46 | NT | 2263 |
| | 276 | 13:22:29 | Falls | 000:07 | 000:54 | NT | 2261 |
| | 277 | 14:02:04 | Falls | 003:27 | 003:57 | CHM | 2261 |
| 1/30/2025 | 278 | 14:01:43 | Syncope/Unconscious | 004:13 | 005:15 | CHM | 2261 |
| | 279 | 14:27:59 | Difficulty Breathing | 003:04 | 003:25 | FHM | 2263 |
| | 280 | 14:56:16 | Sick Person | 004:55 | 003:42 | CHM | 2263 |
| | 281 | 22:50:12 | Falls | 003:12 | 004:38 | CHM | 2263 |
| | 282 | 23:06:24 | Falls | 002:09 | 002:41 | CHM | 2261 |
| | 283 | 0:58:31 | Chest Pain | 001:38 | 003:51 | CHM | 2261 |
| | 284 | 6:24:52 | Unresponsive | 001:56 | 001:57 | CHM | 2261 |
| | 285 | 10:30:10 | Traumatic Injuries (Specific) | 002:54 | 004:21 | CHM | 2262 |
| 1/31/2025 | 286 | 13:26:40 | Stroke/CVA | 000:59 | 001:33 | CHM | 2261 |
| | 287 | 13:58:12 | Stroke/CVA | 000:59 | 002:49 | CHM | 2262 |
| | 288 | 14:28:46 | Breathing Problems | 002:30 | 003:27 | FHM | 2261 |
| | 289 | 18-27:18 | Headache | 001:18 | 002:59 | CHM | 2262 |
| | 290 | 23-45:13 | Sick Person | 003:32 | 004:40 | CHM | 2261 |
| | | | Average Scene Time | 003:09 | 004:03 | Average Pt Contact | |

| | |
|------------------|-----|
| CHM | 344 |
| FHM | 33 |
| SCH | 1 |
| FHD | 1 |
| Grand Total: | 349 |
| No Transports | 111 |
| Total Transports | 179 |
| M.A. Responses | 21 |
| Lift Assist | 21 |
| Fire Standby | 31 |
| Grand Total: | 343 |



1. ERV and Amb responding from South of Ash.
2. Fire Standby
3. Amb Responding from Base, ERV filling O2.
4. Fire Standby
5. Amb Responding from Base, ERV responding from South Fire Station.
6. Lift Assist No L&S
7. Crew responded appropriately
8. Weather and distance
9. ERV on previous call, Amb responding from base
10. Amb Responding from Base, ERV responding from South Fire Station.
11. Weather and road conditions
12. Weather and road conditions
13. Lift Assist No L&S
14. Lift Assist No L&S
15. Weather and road conditions
16. Distance, Amb responding from base, ERV from South Fire Station
17. Mutual Aid
18. ERV rerouted to Higher Acuity call, Amb responding to base.
19. ERV on previous call, Amb cleared hospital and responded
20. Fire Standby
21. Staged for PD due to nature of the call
22. Weather and road conditions
23. Lift Assist No L&S
24. Staged for PD due to nature of the call
25. ERV on previous call, Amb responding from base
26. ERV on previous call, Amb responding from base
27. Lift Assist No L&S
28. County had wrong house numerics
29. Amb Responding from Base, ERV responding from South Fire Station.
30. ERV on previous call, Amb responding from base
31. Amb Responding from Base, ERV responding from South Fire Station.
32. Lift Assist No L&S
33. Crew responded appropriately
34. Lift Assist No L&S
35. ERV on previous call, Amb responding from base
36. Lift Assist No L&S
37. Lift Assist No L&S
38. Lift Assist No L&S
39. Mutual Aid
40. Lift Assist No L&S
41. No L&S per caller
42. Amb Responding from Base, ERV responding from South Fire Station.
43. ERV on previous call, Amb responding from base
44. ERV on previous call, Amb responding from base
45. Difficulty locating patient.
46. Lift Assist No L&S
47. One way street, crews had to go around the block
48. Traffic
49. Elevator
50. Crew responded appropriately
51. Mutual Aid



At Your Service

MUNSTER POLICE DEPARTMENT Police Officer Emergency Hiring Eligibility Register

| <u>RANK</u> | <u>NAME</u> |
|-------------|-------------------|
| 1 | Alexander Montano |
| 2 | Nathan Brooks |
| 3 | Dalibor Lazic |
| 4 | Devin Zelenika |
| 5 (tied) | Jacob Malsch |
| 5 (tied) | Riley Arvanitis |
| 6 | Jesse Guerrero |

Chairman
Munster Board of Safety

Date





At Your Service

Administrative Special Order #24-09

Date: December 9, 2024

Regarding: Promotion

By order of the Chief of Police, the following personnel are promoted accordingly:

| NAME | RANK | ASSIGNMENT | EFFECTIVE DATE |
|----------------|-------------|-------------------|-----------------------|
| Ashcraft, Mark | Sergeant | Patrol | December 9, 2024 |
| Ghrist, James | Sergeant | Patrol | December 9, 2024 |

Stephen F. Scheckel
Chief of Police

cc: Town Manager
Board of Safety
Bulletin Board
Sgt. Ashcraft
Sgt. Ghrist
Personnel Files





At Your Service


Administrative Special Order # 25-01

Date: January 6, 2025

Regarding: Assignment

By order of the Chief of Police, the following personnel are assigned accordingly:

| <u>NAME</u> | <u>RANK</u> | <u>ASSIGNMENT</u> | <u>EFFECTIVE DATE</u> |
|--------------|-------------|-------------------|-----------------------|
| Omar Padilla | Officer | Investigations | January 6, 2025 |



Stephen F. Scheckel
Chief of Police

cc: Town Manager's Office
Board of Safety
Bulletin Board
Personnel File
Omar Padilla





At Your Service


Administrative Special Order # 25-02

Date: January 21, 2025

Regarding: Promotions/Assignments

By order of the Chief of Police, the following personnel are promoted/assigned accordingly:

| <u>NAME</u> | <u>RANK</u> | <u>ASSIGNMENT</u> | <u>EFFECTIVE DATE</u> |
|----------------------|--------------|-------------------|-----------------------|
| Daymon Johnston | Deputy Chief | Administration | January 21, 2025 |
| Thomas Kuhlenschmidt | Lieutenant | Administration | January 22, 2025 |
| Brian Hernandez | Sergeant | Patrol | January 22, 2025 |
| James Ghrist | Sergeant | COP/SRO Unit | January 6, 2025 |


Stephen F. Scheckel
Chief of Police

cc: Town Manager's Office
Board of Safety
Bulletin Board
Personnel Files
Daymon Johnston
Thomas Kuhlenschmidt
Brian Hernandez
James Ghrist

Munster Police Department

1001 Ridge Road • Munster, IN 46321 • (219) 836-6650 • Fax (219) 836-8134 • Police / Fire Emergencies 911

www.munster.org





At Your Service

Administrative Special Order # 25-03

Date: January 27, 2025

Regarding: Promotion

By order of the Chief of Police, the following personnel are promoted accordingly:

| <u>NAME</u> | <u>RANK</u> | <u>ASSIGNMENT</u> | <u>EFFECTIVE DATE</u> |
|------------------|-------------|-------------------|-----------------------|
| Alexander Reillo | Sergeant | Patrol | January 27, 2025 |



Stephen F. Scheckel
Chief of Police

cc: Town Manager's Office
Board of Safety
Bulletin Board
Personnel File
Alexander Reillo

